



SHELVING SOLUTIONS



Storage Room

3

METAL POINT®PLUS Heavy duty steel shelving units with

- Particle board
- Steel decking
- Wire decking
- Galvanized units
- Mobile units
- Vertical Storage units

METAL POINT® 2 Light duty steel shelving units with

- Particle board
- Steel decking
- Wire decking
- Galvanized units
- Mobile units
- Security units
- Textile units
- METAL POINT® 2 display

Record Storage

14

- Corrugated file boxes
- Record storage shelving units
- Quick access, economy kits
- Super savers

- File storage
- Binder storage
- Accessories

Chrome Wire Shelving

18

- Corrugated file boxes
- Record storage shelving units
- Quick access, economy kits

- Super savers, file storage
- Binder storage
- Accessories

Bins & Bin Kits

22

- Plastic shelf bins
- Stackable bins
- Stack & nest tote bins

- Plastic shelf bin kits
- Stackable bin kits

Work & Tool Benches

24

- Work benches
- Work stations

- Tool benches
- Work stools

Tire Rack

28

- Heavy duty METAL POINT®PLUS tire rack carts
- Economy METAL POINT® 2 tire racks

Lockers & Cabinets

29

- Premium lockers
- Single column
- Triple column
- Single tier
- Six tier

- Storage cabinets
- Combination cabinets
- Wardrobe cabinets
- Accessories

Warehouse

32

Wide Span units with

- Steel decking
- Particle board
- Accessories

Pallet Rack units with

- Wire decking
- Accessories



Call an Interlake Mecalux sales representative for more information on how to order your application storage units
877-632-2589



or visit us at
www.interlakemecalux.com



Look for this symbol for units in stock, ready to ship.



Se habla español.

Product Prices, availability, and specifications are subject to change without prior notice. Any typographical, photographic, or specification error in product, pricing, or offers is subject to correction. We work hard to provide accurate pricing, but despite our best efforts, pricing errors may occur. In the event a product is listed at an incorrect price due to typographical, photographic, technical error, or error in pricing information received from our suppliers, Interlake Mecalux reserves the right to refuse or cancel any orders placed for products listed at the incorrect price. If an item's correct price is higher than our stated price, we will cancel your order and notify you of the price error and order cancellation. You will, of course, have an opportunity to purchase the item at the correct price, if you wish to do so. Any confirmation of sale, including internet, fax, or other confirmation, remains subject to corrections to pricing, product description and/or specification.

Warranty. Product warranties are available upon written request. Interlake Mecalux disclaims any other warranties express or implied, concerning the products in this catalog. They also specifically disclaim any warranties of merchantability or fitness for a particular purpose. In no event shall Interlake Mecalux accept liability for any damages, including consequential, indirect, or special lost profits, arising out of the use or inability to use any products. Interlake Mecalux damages are limited exclusively to product replacement or return of purchase price. Some states do not allow the exclusion of implied warranties, so the above exclusions may not apply to you.

Returns. Interlake Mecalux has a 30-day return policy subject to certain limitations. Return authorization is subject to Interlake Mecalux's shipping and return policies. Shipping costs may be applicable. A full copy of these policies is available upon request or by visiting www.interlakemecalux.com.



METAL POINT®PLUS with particle board

- 14 gauge steel parts, 5/8" thick M-2 industrial grade particle board and double rivet beams on every level for added rigidity, to support up to 2,400 lbs per level.
- Capacity based on size of shelf and number of center supports.
- Increase your loading capacities with the optional center supports. 72", 84" and 96" wide units already include 1 center support.
- Easy boltless assembly.
- In stock, ready to ship.



Free heavy duty rubber mallet with 2 METAL POINT units. A \$15 value!

Heavy duty white rubber head, makes the installation of your shelving unit easier without leaving marks on the shelving.

FREE!

Offer limited to 1 per customer. Does not need to be the same unit. Promotion code FMW2U



METAL POINT®PLUS units with particle board. 3 Shelves.

Height: 5 ft. Height: 6 ft. Height: 7 ft. Height: 8 ft. Height: 10 ft. Extra Shelf

W"	D"	Levels	Lbs.*	Stock No.	Stock No.	Stock No.	Stock No.	Stock No.	Stock No.
48	12	3	1700	NMP-604812-D	NMP-724812-D	NMP-844812-D	NMP-964812-D	NMP-1204812-D	NMP-4812-D
	18			NMP-604818-D	NMP-724818-D	NMP-844818-D	NMP-964818-D	NMP-1204818-D	NMP-4818-D
	24			NMP-604824-D	NMP-724824-D	NMP-844824-D	NMP-964824-D	NMP-1204824-D	NMP-4818-D
	30			NMP-604830-D	NMP-724830-D	NMP-844830-D	NMP-964830-D	NMP-1204830-D	NMP-4830-D
	36			NMP-604836-D	NMP-724836-D	NMP-844836-D	NMP-964836-D	NMP-1204836-D	NMP-4836-D
	48			NMP-604848-D	NMP-724848-D	NMP-844848-D	NMP-964848-D	NMP-1204848-D	NMP-4848-D
60	12	3	1230	NMP-606012-D	NMP-726012-D	NMP-846012-D	NMP-966012-D	NMP-1206012-D	NMP-6012-D
	18			NMP-606018-D	NMP-726018-D	NMP-846018-D	NMP-966018-D	NMP-1206018-D	NMP-6018-D
	24			NMP-606024-D	NMP-726024-D	NMP-846024-D	NMP-966024-D	NMP-1206024-D	NMP-6024-D
	30			NMP-606030-D	NMP-726030-D	NMP-846030-D	NMP-966030-D	NMP-1206030-D	NMP-6030-D
	36			NMP-606036-D	NMP-726036-D	NMP-846036-D	NMP-966036-D	NMP-1206036-D	NMP-6036-D
	48			NMP-606048-D	NMP-726048-D	NMP-846048-D	NMP-966048-D	NMP-1206048-D	NMP-6048-D
72	12	3	1000	NM1-607212-D	NM1-727212-D	NM1-847212-D	NM1-967212-D	NMP-1207212-D	NM1-7212-D
	18			NM1-607218-D	NM1-727218-D	NM1-847218-D	NM1-967218-D	NMP-1207218-D	NM1-7218-D
	24			NM1-607224-D	NM1-727224-D	NM1-847224-D	NM1-967224-D	NMP-1207224-D	NM1-7224-D
	30			NM1-607230-D	NM1-727230-D	NM1-847230-D	NM1-967230-D	NMP-1207230-D	NM1-7230-D
	36			NM1-607236-D	NM1-727236-D	NM1-847236-D	NM1-967236-D	NMP-1207236-D	NM1-7236-D
	48			NM1-607248-D	NM1-727248-D	NM1-847248-D	NM1-967248-D	NMP-1207248-D	NM1-7248-D
84	12	3	1325	NM1-608412-D	NM1-728412-D	NM1-848412-D	NM1-968412-D	NMP-1208412-D	NM1-8412-D
	18			NM1-608418-D	NM1-728418-D	NM1-848418-D	NM1-968418-D	NMP-1208418-D	NM1-8418-D
	24			NM1-608424-D	NM1-728424-D	NM1-848424-D	NM1-968424-D	NMP-1208424-D	NM1-8424-D
	30			NM1-608430-D	NM1-728430-D	NM1-848430-D	NM1-968430-D	NMP-1208430-D	NM1-8430-D
	36			NM1-608436-D	NM1-728436-D	NM1-848436-D	NM1-968436-D	NMP-1208436-D	NM1-8436-D
	48			NM1-608448-D	NM1-728448-D	NM1-848448-D	NM1-968448-D	NMP-1208448-D	NM1-8436-D
96	12	3	1100	NM1-609612-D	NM1-729612-D	NM1-849612-D	NM1-969612-D	NMP-1209612-D	NM1-9612-D
	18			NM1-609618-D	NM1-729618-D	NM1-849618-D	NM1-969618-D	NMP-1209618-D	NM1-9618-D
	24			NM1-609624-D	NM1-729624-D	NM1-849624-D	NM1-969624-D	NMP-1209624-D	NM1-9624-D
	30			NM1-609630-D	NM1-729630-D	NM1-849630-D	NM1-969630-D	NMP-1209630-D	NM1-9630-D
	36			NM1-609636-D	NM1-729636-D	NM1-849636-D	NM1-969636-D	NMP-1209636-D	NM1-9636-D
	48			NM1-609648-D	NM1-729648-D	NM1-849648-D	NM1-969648-D	NMP-1209648-D	NM1-9636-D

*Load capacity per level, based on Uniformly Distributed Loads (UDL). Overall sizes 1/2" longer.



METAL POINT®PLUS with steel decking

- Galvanized panels are the best shelf option when you store greasy products. They can be cleaned very easily.
- Steel decking panels feature a high durability surface thanks to a smooth galvanized finish.
- 14 gauge steel parts, 20 gauge steel decking.
- In stock, ready to ship.

METAL POINT®PLUS with steel decking. 3 Shelves.

W"	D"	Lbs.*	Height: 5 ft.	Height: 6 ft.	Height: 7 ft.	Height: 8 ft.	Extra Shelf
			Stock No.	Stock No.	Stock No.	Stock No.	Stock No.
72	18	650	NM1-607218-S	NM1-727218-S	NM1-847218-S	NM1-967218-S	NM1-7218-S
	24		NM1-607224-S	NM1-727224-S	NM1-847224-S	NM1-967224-S	NM1-7224-S
	30		NM1-607230-S	NM1-727230-S	NM1-847230-S	NM1-967230-S	NM1-7230-S
96	18	750	NM1-609618-S	NM1-729618-S	NM1-849618-S	NM1-969618-S	NM1-9618-S
	24		NM1-609624-S	NM1-729624-S	NM1-849624-S	NM1-969624-S	NM1-9624-S
	30		NM1-609630-S	NM1-729630-S	NM1-849630-S	NM1-969630-S	NM1-9630-S

*Load capacity per level, based on Uniformly Distributed Loads (UDL). Overall sizes 1/2" longer.

METAL POINT®PLUS with wire decking

- Wire deck-shelving will increase visual access, increase ventilation and reduce the cost of insurance by increasing sprinkler penetration.
- 14 gauge steel parts. Double rivet beams on every level for added rigidity. 4 gauge 3" squared welded wire decking.
- Easy boltless assembly.
- Shelving units in stock, ready to ship. Wire decking ships directly from the manufacturer, usually in 5-7 business days.



8 ft. & 10 ft. high units also available.

METAL POINT®PLUS units with wire decking. 3 Shelves.

W"	D"	Levels	Lbs.*	Height: 5 ft.	Height: 6 ft.	Height: 7 ft.	Height: 8 ft.	Extra Shelf
				Stock No.	Stock No.	Stock No.	Stock No.	Stock No.
48	18	3	1700	NMP-604818-W	NMP-724818-W	NMP-844818-W	NMP-964818-W	NMP-4818-W
	24			NMP-604824-W	NMP-724824-W	NMP-844824-W	NMP-964824-W	NMP-4824-W
	30			NMP-604830-W	NMP-724830-W	NMP-844830-W	NMP-964830-W	NMP-4830-W
	36			NMP-604836-W	NMP-724836-W	NMP-844836-W	NMP-964836-W	NMP-4836-W
	48			NMP-604848-W	NMP-724848-W	NMP-844848-W	NMP-964848-W	NMP-4848-W
72	18	3	1000	NMP-607218-W	NMP-727218-W	NMP-847218-W	NMP-967218-W	NMP-7218-W
	24			NMP-607224-W	NMP-727224-W	NMP-807224-W	NMP-967224-W	NMP-7224-W
	30			NMP-607230-W	NMP-727230-W	NMP-807230-W	NMP-967230-W	NMP-7230-W
	36			NMP-607236-W	NMP-727236-W	NMP-807236-W	NMP-907236-W	NMP-7236-W
	48			NMP-607248-W	NMP-727248-W	NMP-807248-W	NMP-907248-W	NMP-7248-W
96	18	3	1100	NMP-609618-W	NMP-729618-W	NMP-809618-W	NMP-909618-W	NMP-9618-W
	24			NMP-609624-W	NMP-729624-W	NMP-809624-W	NMP-909624-W	NMP-9624-W
	30			NMP-609630-W	NMP-729630-W	NMP-809630-W	NMP-909630-W	NMP-9630-W
	36			NMP-609636-W	NMP-729636-W	NMP-809636-W	NMP-909636-W	NMP-9636-W
	48			NMP-609648-W	NMP-729648-W	NMP-809648-W	NMP-909648-W	NMP-9648-W

*Load capacity per level, based on Uniformly Distributed Loads (UDL). Overall sizes 1/2" longer.

METAL POINT®PLUS mobile

- Double casters, 2 with brakes, provide maximum stability to the unit. Special solid 3 gauge brackets for added rigidity on the base. 600 lbs capacity per unit.
- 14 gauge steel parts and 5/8" thick M-2 industrial grade particle board. Double rivet beams on every level for added rigidity.
- In stock, ready to ship.

As low as
\$370
Price for 5+ units

Unit shows 1 optional extra level. Overall height increases 6" due to the casters.



METAL POINT®PLUS mobile with particle board. 3 Shelves.

		Height: 5 ft.		Height: 6 ft.		Height: 7 ft.		Extra Shelf	
W"	D"	Lbs.*	Stock No.	Stock No.	Stock No.	Stock No.	Stock No.	Stock No.	Stock No.
48	18	600/unit	MPPMB-604818-D	MPPMB-724818-D	MPPMB-844818-D	MPPMB-4818-D			
	24		MPPMB-604824-D	MPPMB-724824-D	MPPMB-844824-D	MPPMB-4824-D			
	36		MPPMB-604836-D	MPPMB-724836-D	MPPMB-844836-D	MPPMB-4836-D			
	48		MPPMB-604848-D	MPPMB-724848-D	MPPMB-844848-D	MPPMB-4848-D			
60	18	600/unit	MPPMB-606018-D	MPPMB-726018-D	MPPMB-846018-D	MPPMB-6018-D			
	24		MPPMB-606024-D	MPPMB-726024-D	MPPMB-846024-D	MPPMB-6024-D			
	36		MPPMB-606036-D	MPPMB-726036-D	MPPMB-846036-D	MPPMB-6036-D			
	48		MPPMB-606048-D	MPPMB-726048-D	MPPMB-846048-D	MPPMB-6048-D			
72	18	600/unit	MPPMB-607218-D	MPPMB-727218-D	MPPMB-847218-D	MPPMB-7218-D			
	24		MPPMB-607224-D	MPPMB-727224-D	MPPMB-847224-D	MPPMB-7224-D			
	36		MPPMB-607236-D	MPPMB-727236-D	MPPMB-847236-D	MPPMB-7236-D			
	48		MPPMB-607248-D	MPPMB-727236-D	MPPMB-847236-D	MPPMB-7236-D			

*Load capacity per level, based on Uniformly Distributed Loads (UDL). Overall sizes 1/2" longer.

METAL POINT®PLUS accessories

Tie plates



Set of 4 tie plates to join 2 units. Tie plates are very helpful to keep row alignment on large installations.

	Stock No.
Tie Plate	NTEG

Metallic feet & floor fixings



Metallic feet included in hardware set. Set anchor includes levelling shims & floor fixings.

	Stock No.
Metallic feet single	BMS 50
Metallic feet double	PMD 50
Set anchor	SA

Wall mount kit



Specially designed for seismic areas. Each kit contains 2 brackets. 2 kits per unit recommended. Includes hardware. No rust galvanized finish.

Wall distance	Stock No.
5"	WM5
3"	WM3

METAL POINT® 2 with steel decking

- Galvanized steel panels are the best shelf option when you store greasy products. Shelves can be cleaned very easily.
- 14 gauge steel beams, 15 gauge posts, 20 gauge steel decking. Double rivet beams on every level for added rigidity.
- In stock, ready to ship.

METAL POINT® 2 with steel decking. 5 shelves.

W"	D"	Lbs.*	Height: 6 ft.	Height: 7 ft.	Extra Shelf
			Stock No.	Stock No.	Stock No.
36	12	500	MP2G-723612-S	MP2G-843612-S	MP2G-3612-S
	18		MP2G-723618-S	MP2G-843618-S	MP2G-3618-S
	24		MP2G-723624-S	MP2G-843624-S	MP2G-3624-S
48	12	350	MP2G-724812-S	MP2G-844812-S	MP2G-4812-S
	18		MP2G-724818-S	MP2G-844818-S	MP2G-4818-S
	24		MP2G-724824-S	MP2G-844824-S	MP2G-4824-S
60	12	250	MP2G-726012-S	MP2G-846012-S	MP2G-6012-S
	18		MP2G-726018-S	MP2G-846018-S	MP2G-6018-S

*Load capacity per level, based on Uniformly Distributed Loads (UDL). Overall sizes 1/2" longer.

As low as
\$153
Price for 5+ units



METAL POINT® 2 unit with steel decking. 5 shelves. 8 ft. and 10 ft. high units also available.

METAL POINT® 2 with wire decking

- 14 gauge beams, 15 gauge posts. 4 gauge 3" squared welded wire decking. Double rivet beams on every level for added rigidity.
- Shelving units in stock, ready to ship. Wire decking ships directly from the manufacturer, usually in 3-5 business days.

METAL POINT® 2 with wire decking. 5 shelves.

W"	D"	Lbs.*	Height: 6 ft.	Height: 7 ft.	Extra Shelf
			Stock No.	Stock No.	Stock No.
36	18	750	MP2G-723618-W	MP2G-843618-W	MP2G-3618-W
	24		MP2G-723624-W	MP2G-843624-W	MP2G-3624-W
	30		MP2G-723630-W	MP2G-843630-W	MP2G-3630-W
48	18	440	MP2G-724818-W	MP2G-844818-W	MP2G-4818-W
	24		MP2G-724824-W	MP2G-844824-W	MP2G-4824-W
	30		MP2G-724830-W	MP2G-844830-W	MP2G-4830-W

*Load capacity per level, based on Uniformly Distributed Loads (UDL). Overall sizes 1/2" longer.

As low as
\$306
Price for 5+ units



8 ft. and 10 ft. high units also available.

METAL POINT® 2 with particle board



As low as
\$140
Price for 5+ units

Binders not included.

Double rivet beams on every level.
See page 13 for accessories

- 14 gauge beams, 15 gauge posts and 5/8" thick M-2 industrial grade particle board, to support up to 750 lbs per level.
- Double rivet beams on every level for added rigidity.
- Easy boltless assembly.
- In stock, ready to ship.

Storage Room

METAL POINT® 2 units with particle board. 3 Shelves.

W"	D"	Levels	Lbs.*	Height: 6 ft.	Height: 7 ft.	Height: 8 ft.	Height: 10 ft.	Extra Shelf
				Stock No.	Stock No.	Stock No.	Stock No.	Stock No.
36	12	5	750	MP2G-723612-D	MP2G-843612-D	MP2G-963612-D	MP2G-1203612-D	MP2G-3612-D
	15			MP2G-723615-D	MP2G-843615-D	MP2G-963615-D	MP2G-1203615-D	MP2G-3615-D
	18			MP2G-723618-D	MP2G-843618-D	MP2G-963618-D	MP2G-1203618-D	MP2G-3618-D
	24			MP2G-723624-D	MP2G-843624-D	MP2G-963624-D	MP2G-1203624-D	MP2G-3624-D
	30			MP2G-723630-D	MP2G-843630-D	MP2G-963630-D	MP2G-1203630-D	MP2G-3630-D
48	12	5	440	MP2G-724812-D	MP2G-844812-D	MP2G-964812-D	MP2G-1204812-D	MP2G-4812-D
	15			MP2G-724815-D	MP2G-844815-D	MP2G-964815-D	MP2G-1204815-D	MP2G-4815-D
	18			MP2G-724818-D	MP2G-844818-D	MP2G-964818-D	MP2G-1204818-D	MP2G-4818-D
	24			MP2G-724824-D	MP2G-844824-D	MP2G-964824-D	MP2G-1204824-D	MP2G-4824-D
	30			MP2G-724830-D	MP2G-844830-D	MP2G-964830-D	MP2G-1204830-D	MP2G-4830-D
60	12	5	250	MP2G-726012-D	MP2G-846012-D	MP2G-966012-D	MP2G-1206012-D	MP2G-6012-D
	15			MP2G-726015-D	MP2G-846015-D	MP2G-966015-D	MP2G-1206015-D	MP2G-6015-D
	18			MP2G-726018-D	MP2G-846018-D	MP2G-966018-D	MP2G-1206018-D	MP2G-6018-D

*Load capacity per level, based on Uniformly Distributed Loads (UDL). Overall sizes 1/2" longer.



METAL POINT® 2 mobile with particle board

- Double casters, 2 with breaks, provide maximum stability to the unit.
- Overall height increases 6" due to the casters.
- In stock, ready to ship.

METAL POINT® 2 mobile unit with particle board. 5 shelves.

H	W"	D"	Lbs.*	Levels	Extra Shelf	
					Stock No.	Stock No.
6 ft.	36	18	600/ unit	5	MP2G-723618-DR	MP2G-3618-D
		24			MP2G-723624-DR	MP2G-3624-D
	48	18			MP2G-724818-DR	MP2G-4818-D
		24			MP2G-724824-DR	MP2G-4824-D
7 ft.	36	18	600/ unit	5	MP2G-843618-DR	MP2G-3618-D
		24			MP2G-843624-DR	MP2G-3624-D
	48	18			MP2G-844818-DR	MP2G-4818-D
		24			MP2G-844824-DR	MP2G-4824-D

*Load capacity per level, based on Uniformly Distributed Loads (UDL). Overall sizes 1/2" longer.



METAL POINT® 2 textile mobile. MP2GE series

H	W"	D"	Lbs.*	Stock No.
6 ft.	36	18	600/unit	MP2GEMB-6946
		24		MP2GEMB-6962
	48	18	600/unit	MP2GEMB-6146
		24		MP2GEMB-6162
7 ft.	36	18	600/unit	MP2GEMB-1946
		24		MP2GEMB-1962
	48	18	600/unit	MP2GEMB-1146
		24		MP2GEMB-1162

*Load capacity per level, based on Uniformly Distributed Loads (UDL). Overall sizes 1/2" longer.

METAL POINT® 2 textile mobile

- All the great features of METAL POINT® 2 Textile units plus mobility.
- Double casters, 2 with brakes, provide maximum stability to the unit. Special solid 3 gauge brackets for added rigidity on the base. 600 lbs capacity per unit.
- 14 gauge double rivet beams and 15 gauge posts.
- Customize your unit adding more bar levels or more shelf levels. Each hanging level is supplied with 2 bars, and side beams can accommodate up to 5 bars on the same level.
- In stock, ready to ship.

METAL POINT® 2 textile

- Designed to hang your clothes in your shop, stockroom, or retail display. Customize your unit adding more bar levels or more shelf levels. Each hanging level is supplied with 2 bars, and side beams can accommodate up to 5 bars on the same level.
- 14 gauge double rivet beams and 15 gauge posts.
- Easy, boltless assembly.
- In stock, ready to ship.



METAL POINT® 2 textile unit with particle board.

H	W"	D"	Lbs.*	MP2GE Series	MP2GC Series	Extra hanger shelves + 2 bars	Extra bars
				Stock No.	Stock No.	Stock No.	Stock No.
3 ¹ / ₃ ft.	36	18	750/shelf	MP2GE-3946	MP2GC-3946	MP2GE-946	Bar-36
		24	100/bar	MP2GE-3962	MP2GC-3962	MP2GE-962	
	48	18	440/shelf	MP2GE-3146	MP2GC-3962	MP2GE-146	Bar-48
		24	100/bar	MP2GE-3162	MP2GC-3162	MP2GE-162	
6 ft.	36	18	750/shelf	MP2GE-6946	MP2GC-6946	MP2GE-946	Bar-36
		24	100/bar	MP2GE-6962	MP2GC-6962	MP2GE-962	
	48	18	440/shelf	MP2GE-6146	MP2GC-6146	MP2GE-146	Bar-48
		24	100/bar	MP2GE-6162	MP2GC-6162	MP2GE-162	
7 ft.	36	18	750/shelf	MP2GE-1946	MP2GC-1946	MP2GE-946	Bar-36
		24	100/bar	MP2GE-1962	MP2GC-1962	MP2GE-962	
	48	18	440/shelf	MP2GE-1146	MP2GC-1146	MP2GE-146	Bar-48
		24	100/bar	MP2GE-1162	MP2GC-1162	MP2GE-162	

*Load capacity per level, based on Uniformly Distributed Loads (UDL). Overall sizes 1/2" longer.



Up to 5 bars on the same level.
Overall height increases 6" due to the casters.

METAL POINT® 2 accessories

Wall mount kit



Specially designed for seismic areas. Each kit contains 2 brackets. 2 kits per unit recommended. Includes hardware. No rust galvanized finish.

Wall distance	Stock No.
2"	WM2
4"	WM4

Tie plates



Set of 4 tie plates to join 2 units. Tie plates are very helpful to keep row alignment on large installations.

	Stock No.
Tie Plate	NTEG



Step stool not included.

METAL POINT®PLUS record storage *economy kits & super savers*

- Specially designed to maximize the storage capacity of standard legal/letter size boxes and minimize the costs. Economy kits (single deep units, 5" deep) will bring savings while keeping direct access to every box. Super savers (double deep units, 30" deep) will maximize your savings and your storage capacity.
- Units available with or without boxes.
- Easy boltless assembly.
- In stock, ready to ship.

METAL POINT®PLUS record storage economy kits & super savers.

H	W"	D"	Lbs.*	Boxes	Levels	PRO2 box	Units without boxes		
						Stock No.	Stock No.		
5 ft.	60	15	1230	24	3	MP2BD-606015-3D	MP2D-606015-3D		
		30		48		MP2BD-606030-3D	MP2D-606030-3D		
	72	15	1000	30		MP2BD-607215-3D	MP2D-607215-3D		
		30		60		MP2BD-607230-3D	MP2D-607230-3D		
	84	15	1325	36		MP2BD-608415-3D	MP2D-608415-3D		
		30		72		MP2BD-608430-3D	MP2D-608430-3D		
	96	15	1100	42		MP2BD-609615-3D	MP2D-609615-3D		
		30		84		MP2BD-609630-3D	MP2D-609630-3D		
	7 ft.	60	15	1230		32	4	MP2BD-846015-4D	MP2D-846015-4D
			30			64		MP2BD-846030-4D	MP2D-846030-4D
		72	15	1000		40		MP2BD-847215-4D	MP2D-847215-4D
			30			80		MP2BD-847230-4D	MP2D-847230-4D
84		15	1325	48	MP2BD-848415-4D	MP2D-848415-4D			
		30		96	MP2BD-848430-4D	MP2D-848430-4D			
96		15	1100	56	MP2BD-849615-4D	MP2D-849615-4D			
		30		112	MP2BD-849630-4D	MP2D-849630-4D			

*Load capacity per level, based on Uniformly Distributed Loads (UDL). Overall sizes 1/2" longer.

METAL POINT®PLUS

record storage *quick access*

- Quick, direct and clear access to every box on the shelving unit.
- 14 gauge steel parts. 5/8" thick M-2 Industrial Grade particle board.
- 200 lb. tested environmentally friendly PRO letter/legal size boxes optional.
- In stock, ready to ship.

As low as
\$356
 Includes 24 boxes
 Price for 5+ units



METAL POINT®PLUS Record Storage Quick Access.

						PRO2 box	Units without boxes
H"	W"	D"	Lbs.*	Boxes	Levels	Stock No.	Stock No.
34	60	15	1230	12	3	MPPBS-346015-3D	MP2S-346015-3D
		30		24		MPPBS-346030-3D	MP2S-346030-3D
	72	15	1000	15		MPPBS-347215-3D	MP2S-347215-3D
		30		30		MPPBS-347230-3D	MP2S-347230-3D
	84	15	1325	18		MPPBS-348415-3D	MP2S-348415-3D
		30		36		MPPBS-348430-3D	MP2S-348430-3D
96	15	1100	21	MPPBS-349615-3D	MP2S-349615-3D		
	30		42	MPPBS-349630-3D	MP2S-349630-3D		
49	60	15	1230	16	4	MPPBS-496015-4D	MP2S-496015-4D
		30		32		MPPBS-496030-4D	MP2S-496030-4D
	72	15	1000	20		MPPBS-497215-4D	MP2S-497215-4D
		30		40		MPPBS-497230-4D	MP2S-497230-4D
	84	15	1325	24		MPPBS-498415-4D	MP2S-498415-4D
		30		48		MPPBS-498430-4D	MP2S-498430-4D
96	15	1100	28	MPPBS-499615-4D	MP2S-499615-4D		
	30		56	MPPBS-499630-4D	MP2S-499630-4D		
64	60	15	1230	20	5	MPPBS-646015-5D	MP2S-646015-5D
		30		40		MPPBS-646030-5D	MP2S-646030-5D
	72	15	1000	25		MPPBS-647215-5D	MP2S-647215-5D
		30		50		MPPBS-647230-5D	MP2S-647230-5D
	84	15	1325	30		MPPBS-648415-5D	MP2S-648415-5D
		30		60		MPPBS-648430-5D	MP2S-648430-5D
96	15	1100	35	MPPBS-649615-5D	MP2S-649615-5D		
	30		70	MPPBS-649630-5D	MP2S-649630-5D		
79	60	15	1230	24	6	MPPBS-796015-6D	MP2S-796015-6D
		30		48		MPPBS-796030-6D	MP2S-796030-6D
	72	15	1000	30		MPPBS-797215-6D	MP2S-797215-6D
		30		60		MPPBS-797230-6D	MP2S-797230-6D
	84	15	1325	36		MPPBS-798415-6D	MP2S-798415-6D
		30		72		MPPBS-798430-6D	MP2S-798430-6D
96	15	1100	42	MPPBS-799615-6D	MP2S-799615-6D		
	30		84	MPPBS-799630-6D	MP2S-799630-6D		
96	60	15	1230	28	7	MPPBS-966015-7D	MP2S-966015-7D
		30		56		MPPBS-966030-7D	MP2S-966030-7D
	72	15	1000	35		MPPBS-967215-7D	MP2S-967215-7D
		30		70		MPPBS-967230-7D	MP2S-967230-7D
	84	15	1325	42		MPPBS-968415-7D	MP2S-968415-7D
		30		84		MPPBS-968430-7D	MP2S-968430-7D
96	15	1100	49	MPPBS-969615-7D	MP2S-969615-7D		
	30		98	MPPBS-969630-7D	MP2S-969630-7D		

* Load capacity per level, based on Uniformly Distributed Loads (UDL). Overall sizes 1/2" longer.

Log on to www.interlakemecalux.com
 for additional sizes available

METAL POINT® 2

record storage

quick access

Specially designed for the storage of standard letter/legal size boxes. Choose between:

- Quick Access. These units feature 1 box stacked per level, with quick, direct and clear access to every box on the unit.
- Economy Kits. 2 boxes stacked per level on a single unit (15" deep). These units provide significant savings while keeping direct access to every box.
- Super Savers. 2 boxes stacked per level on a double deep unit (30" deep). These units maximize your savings and your storage capacity.

Units available with or without boxes.

In stock, ready to ship.



Quick Access with PRO 2 boxes.

METAL POINT® 2 record storage economy kits & super savers.

H"	W"	D"	Lbs.*	Boxes	Levels	PRO2 box	Units without boxes
						Stock No.	Stock No.
39	40	15	500	12	4	M22BS-394015-4D	M22S-394015-4D
		30		24	4	M22BS-394030-4D	M22S-394030-4D
51	40	15	500	15	5	M22BS-514015-5D	M22S-514015-5D
		30		30	5	M22BS-514030-5D	M22S-514030-5D
63	40	15	500	18	6	M22BS-634015-6D	M22S-634015-6D
		30		36	6	M22BS-634030-6D	M22S-634030-6D
75	40	15	500	21	7	M22BS-754015-7D	M22S-754015-7D
		30		42	7	M22BS-754030-7D	M22S-754030-7D
87	40	15	500	24	8	M22BS-874015-8D	M22S-874015-8D
		30		48	8	M22BS-874030-8D	M22S-874030-8D

*Load capacity per level, based on Uniformly Distributed Loads (UDL). Overall sizes 1/2" longer.

METAL POINT® 2 file storage with particle board

- With METAL POINT® 2 file storage units you can keep your binders fully organized.
- The distance between levels fits 12" high binders, the most common size.
- Binders not included.
- In stock, ready to ship.

METAL POINT® 2 file storage unit with particle board.

H"	W"	D"	Lbs.*	Levels	Stock No.
39	36	12	750	3	MP2G-393612-BD
		24			MP2G-393624-BD
	40	12	500		MP2G-394012-BD
		24			MP2G-394024-BD
	48	12	440		MP2G-394812-BD
		24			MP2G-394824-BD
70	36	12	750	6	MP2G-703612-BD
		24			MP2G-703624-BD
	40	12	500		MP2G-704012-BD
		24			MP2G-704024-BD
	48	12	440		MP2G-704812-BD
		24			MP2G-704824-BD
84	36	12	750	7	MP2G-843612-BD
		24			MP2G-843624-BD
	40	12	500		MP2G-844012-BD
		24			MP2G-844024-BD
	48	12	440		MP2G-844812-BD
		24			MP2G-844824-BD

*Load capacity per level, based on Uniformly Distributed Loads (UDL). Overall sizes 1/2" longer.



As low as
\$83
Price for 5+ units

METAL POINT® 2 record storage economy kits & super savers

- Specially designed to maximize the storage capacity of standard legal/letter size boxes and minimize the costs. Economy kits (single deep units, 5" deep) will bring savings while keeping direct access to every box. Super savers (double deep units, 30" deep) will maximize your savings and your storage capacity.
- Units available with or without boxes.
- In stock, ready to ship.

METAL POINT® 2 record storage economy kits & super savers.

H"	W"	D"	Lbs.*	PRO2 box		Units without boxes	
				Boxes	Levels	Stock No.	Stock No.
51	40	15	500	18	3	M22BD-514015-3D	M22D-514015-3D
		30		36		M22BD-514030-3D	M22D-514030-3D
75	40	15	500	24	4	M22BD-754015-4D	M22D-754015-4D
		30		48		M22BD-754030-4D	M22D-754015-4D

*Load capacity per level, based on Uniformly Distributed Loads (UDL). Overall sizes 1/2" longer.



As low as
\$181
Includes 18 boxes
Price for 5+ units

As low as
\$105
Boxes not included
Price for 5+ units

As low as

\$354

As low as

\$156



Additional variations
available online.

Starter units include 4 posts and 4 shelves.
Add-on units include 2 posts and 4 shelves.

Chrome wire shelving

- Chrome wire shelving units are the perfect storage solution for industrial, pharmaceutical, food service and retail markets.
- They increase sprinkler penetration, visibility and ventilation, reducing the cost of insurance. Posts are numbered for easy assembly.
- Up to 800 lbs. per level.
- NSF approved Chrome wire shelving. All welded construction with additional wire trussing for high strength performance.
- Top mat shelf wires run front to back (except 12 x 36 size) for ease of loading and unloading.
- Units offer antimicrobial protection ideally suited for any high humidity, walk in cooler, food grade, or healthcare application where it is vital to minimize the growth of mold, mildew and bacteria.
- Units ship directly from manufacturer, usually in 5-7 business days.

Chrome wire shelving unit. 4 shelves.

H"	W"	D"	Lbs.*	Levels	Starter unit	Add-on unit	Extra shelf
					Stock No.	Stock No.	Stock No.
64	36	18	800	4	CHR-643618-S	CHR-643618-A	CHR-3618-E
		24			CHR-643624-S	CHR-643624-A	CHR-3624-E
	18	CHR-644818-S			CHR-644818-A	CHR-4818-E	
	24	CHR-644824-S			CHR-644824-A	CHR-4824-E	
	60	18	600		CHR-646018-S	CHR-646018-A	CHR-6018-E
		24			CHR-646024-S	CHR-646024-A	CHR-6024-E
	72	18			CHR-647218-S	CHR-647218-A	CHR-7218-E
		24			CHR-647224-S	CHR-647224-A	CHR-7224-E
72	36	18	800	4	CHR-723618-S	CHR-723618-A	CHR-3618-E
		24			CHR-723624-S	CHR-723624-A	CHR-3624-E
	18	CHR-724818-S			CHR-724818-A	CHR-4818-E	
	24	CHR-724824-S			CHR-724824-A	CHR-4824-E	
	60	18	600		CHR-726018-S	CHR-726018-A	CHR-6018-E
		24			CHR-726024-S	CHR-726024-A	CHR-6024-E
	72	18			CHR-727218-S	CHR-727218-A	CHR-7218-E
		24			CHR-727224-S	CHR-727224-A	CHR-7224-E
84	36	18	800	4	CHR-843618-S	CHR-843618-A	CHR-3618-E
		24			CHR-843624-S	CHR-843624-A	CHR-3624-E
	18	CHR-844818-S			CHR-844818-A	CHR-4818-E	
	24	CHR-844824-S			CHR-844824-A	CHR-4824-E	
	60	18	600		CHR-846018-S	CHR-846018-A	CHR-6018-E
		24			CHR-846024-S	CHR-846024-A	CHR-6024-E
	72	18			CHR-847218-S	CHR-847218-A	CHR-7218-E
		24			CHR-847224-S	CHR-847224-A	CHR-7224-E

*Load capacity per level, based on Uniformly Distributed Loads (UDL).

Easy assembly & adjustment



Snap plastic inserts around post.

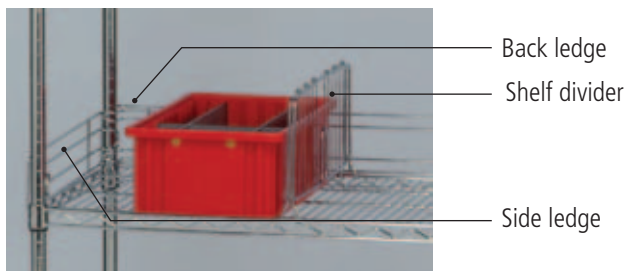


Slide shelf over plastic inserts for secure locking.



Two "S-Hooks" per shelf are required to connect add-on units to start units.

Accessories



Name	D"	L"	Stock No.
Shelf dividers	18	-	CHRSD-18
Shelf dividers	24	-	CHRSD-24
Side ledges	18	-	CHRSL-18
Side ledges	24	-	CHRSL-24
Back ledges	-	36	CHRBL-36
Back ledges	-	48	CHRBL-48
Back ledges	-	60	CHRBL-60
Back ledges	-	72	CHRBL-72

Chrome wire shelving units with wire bins

- Chrome wire shelving units are the perfect storage solution for industrial, pharmaceutical, food service and retail markets. They increase sprinkler penetration, visibility and ventilation. Posts are numbered to easy assembly.
- Up to 800 lbs. per level. NSF approved.
- Units ship directly from manufacturer, usually in 5-7 business days.

As low as
\$630

Chrome wire pick rack. Stationary units. No casters.

H"	W"	D"	Lbs.*	Levels	Stock No.
63	36	18	125/bin	3 bins 2 shelves	WBR-1836-C
		24	800/shelf		WBR-2436-C
	48	18	125/bin		WBR-1848-C
		24	600/shelf		WBR-2448-C

*Load capacity per level, based on Uniformly Distributed Loads (UDL).

Chrome wire pick trucks. Mobile units. Casters included.


H"	W"	D"	Lbs.*	Levels	Stock No.
69	36	18	125/bin	3 bins 2 shelves	WBT-1836-C
		24	800/shelf		WBT-2436-C
	48	18	125/bin		WBT-1848-C
		24	600/shelf		WBT-2448-C

*Load capacity per level, based on Uniformly Distributed Loads (UDL).



Unit shows optional dividers. Go mobile with the trucks. Casters included. Mobile units include donut bumpers and poly casters, 2 of them with brakes.

Chrome pick racks & truck accessories



Wire bins & Dividers

Wire bin dividers

H"	D"	Stock No.
9	14	WD149
9	20	WD209
12	20	WD2012

Wire bins

H"	W"	D"	Stock No.
9	36	14	WB3149
9	46	14	WB4149
9	36	20	WB3209
9	48	20	WB4209
12	36	20	WB32012
12	48	20	WB42012



Document holder

Hooks onto wire shelf in any location. Chrome finish.

Stock No.
DC



Self inlay mat

Prevent items from falling through the shelves.

W"	D"	Stock No.
36	18	CHRSM1836
48		CHRSM1848
60		CHRSM1860
72	24	CHRSM1872
36		CHRSM2436
48		CHRSM2448
60		CHRSM2460
72		CHRSM2472



Utility Basket

Organizes files and manuals. Open mesh design.

Stock No.
UB



Hang bar

L"	Stock No.
36	CHRRB36
48	CHRRB48
60	CHRRB60



Collar hook

Stock No.
SSB1C

Chrome wire shelving carts

- Chrome wire shelving carts include 4 donut bumpers and 4 poly casters (2 with brakes). All welded construction with additional wire trussing for high strength characteristics. Top mat wires run front to back for easy loading and unloading.
- NSF approved. Units can load up to 1,200 lbs.

Chrome wire shelving carts.

H"	W"	D"	Lbs.*	Levels	Stock No.				
38	36	18	1200/unit	2	CWC-393618-2				
		24			CWC-393624-2				
	48	18			CWC-394818-2				
		24			CWC-394824-2				
	36	18		1200/unit	3	CWC-393618-3			
						24	CWC-393624-3		
		48				18	CWC-394818-3		
						24	CWC-394824-3		
69	36	1200/unit	4		CWC-693618-4				
					24	CWC-693624-4			
	48				18	CWC-694818-4			
					24	CWC-694824-4			
	60		18	1200/unit	4	CWC-696018-4			
						24	CWC-696024-4		
			48			18	1200/unit	4	CWC-803618-4
									24
60	18	CWC-804818-4							
	24	CWC-804824-4							
80	18	1200/unit	4		CWC-806018-4				
					24	CWC-806024-4			

*Load capacity per level, based on Uniformly Distributed Loads (UDL).




As low as
\$384
Price for 5+ units

Unit shows optional rods & tabs.
Unit height, H" includes 6" from the casters.

Chrome Wire Shelving

Chrome wire shelving cart accessories



Rods & tabs

H"	Stock No.
61	CHRR61
72	CHRR72
84	CHRR84




Rubber or Polyurethane Caster

	H"	Stock No.
Rubber	6	RCXS-1
Polyurethane		RCXS-1



Donut bumper

W"	Stock No.
3	CHRB4P



As low as
\$576
 Includes bins
 Price for 5+ units

METAL POINT® 2 plastic stackable bin kits

- U.S. manufactured plastic stackable bins made from heavy duty, virgin, high density FDA approved polypropylene. Waterproof, will not rust, corrode or be affected by weak acids and alkalis.
- AB-type bins available in blue, red, grey.
- Shelving units & blue bins in stock, ready to ship. Other bin colors ship directly from manufacturer in 5-7 business days. Additional fees may apply to multiple color units.


METAL POINT® 2 plastic bin kits with particle board.

H"	W"	D"	Lbs.*	Bin qty.	Bin type	Shelves	Stock No.
63	36	15	500	16	AB-250	5	MP2G-BK-1
	36	15		32	AB-240		MP2G-BK-2
	36	12		32	AB-239		MP2G-BK-3
	36	15		32	AB-Variou**		MP2G-BK-4
	40	15		8	AQ-270		MP2G-BK-5
	36	18		12	AQ-260		MP2G-BK-6
	36	18		8	AQ-280		MP2G-BK-7

*Load capacity per level, based on Uniformly Distributed Loads (UDL). Overall sizes 1/2" longer.
 **Bins included in the kit are 12xAB-230, 8xAB-240, & 4xAB-250.

Accessories


Plastic stackable bins



AB-type available in red, yellow, blue, black, ivory & green.
 AQ-type available in red, blue, and grey.
 Blue AB-220-230-235-239-240-250-255 & AQ-270 in stock, ready to ship.

Please select bin color. If not selected, we will send blue.

Stackable bins					Dividers.	
H"	W"	D"	Bins per carton	Stock No.	Stock No.	
3	4 ^{1/8}	5 ^{3/8}	24	AB-210	AD-210	
3	4 ^{1/8}	7 ^{3/8}	24	AB-220	AD-220	
5	5 ^{1/2}	10 ^{7/8}	12	AB-230	AD-230	
5	11	10 ^{7/8}	6	AB-235	AD-235	
7	8 ^{1/4}	10 ^{3/4}	6	AB-239	AD-239	
7	8 ^{1/4}	14 ^{3/4}	12	AB-240	AD-240	
7	16 ^{1/2}	14 ^{3/4}	6	AB-250	AD-250	
5	16 ^{1/2}	10 ^{7/8}	6	AB-255	AD-255	
9	8 ^{1/8}	18	6	AB-265	AD-265	
11	16 ^{1/2}	18	3	AB-270	AD-270	
12 ^{1/2}	10 ^{7/8}	17 ^{1/2}	4	AQ-260	6 dividers per carton	
12 ^{7/16}	19 ^{7/8}	15 ^{1/4}	3	AQ-270		
12 ^{1/2}	16 ^{1/2}	17 ^{1/2}	2	AQ-280		



MP2G-PK-2

MP2G-PK-4

MP2G-PK-6

MP2G-PK-8

As low as
\$631
Includes bins
Price for 5+ units

Shelving unit specs. available on page 9

METAL POINT® 2 plastic shelf bin kits

- U.S. manufactured plastic shelf bins from FDA approved polypropylene. They feature reinforced edges for added strength. Waterproof, impervious to most chemicals and unaffected by grease or oil.
- Bins available in red, yellow, blue, black, ivory & green.
- Shelving units in stock, ready to ship. Plastic shelf bins ship directly from the manufacturer, usually in 5-7 business days.

METAL POINT® 2 plastic bin kits with particle board. Units include bins.

H"	W"	D"	Lbs.*	Bin qty.	Bin type	Shelves	Stock No.
63	36	12	750	120	SB-110	11	MP2G-PK-2
				80	SB-120		MP2G-PK-4
				50	SB-130		MP2G-PK-6
				40	SB-150		MP2G-PK-8

*Load capacity per level, based on Uniformly Distributed Loads (UDL). Overall sizes 1/2" longer.

Accessories

Plastic shelf bins



Available in red, yellow, blue, black, ivory and green.
Bin cups in yellow and blue only.
Dividers available in black only.
Plastic shelf bins ship directly from manufacturer, usually in 3-5 business days.

Shelf bin cups

3	1 ³ / ₄	3 ¹ / ₄	48	SBC-111
3	2 ³ / ₄	5 ¹ / ₈	48	SBC-111

Please select bin color. If not selected, we will send blue.

H"	W"	D"	Bins per carton	Stock No.	Stock No.
Shelf Bins					Dividers. 50 per carton.
4	2 ³ / ₄	11 ⁵ / ₈	36	SB-110	
4	4 ¹ / ₈	11 ⁵ / ₈	36	SB-120	SD-120
4	6 ⁵ / ₈	11 ⁵ / ₈	30	SB-130	SD-130
4	8 ³ / ₈	11 ⁵ / ₈	20	SB-150	SD-150
4	11 ¹ / ₈	11 ⁵ / ₈	8	SB-170	SD-170
4	4 ¹ / ₈	17 ⁷ / ₈	20	SB-128	SD-120
4	6 ⁵ / ₈	17 ⁷ / ₈	20	SB-138	SD-130
4	8 ³ / ₈	17 ⁷ / ₈	10	SB-158	SD-150
4	11 ¹ / ₈	17 ⁷ / ₈	8	SB-178	SD-170
4	4 ¹ / ₈	23 ⁵ / ₈	16	SB-124	SD-120
4	6 ⁵ / ₈	23 ⁵ / ₈	8	SB-134	SD-130
4	8 ³ / ₈	23 ⁵ / ₈	6	SB-154	SD-150
4	11 ¹ / ₈	23 ⁵ / ₈	6	SB-174	SD-170



Tool bin & accessories not included.



Additional half drawers shown.

METAL POINT®PLUS tool benches with particle board

- Heavy duty tool benches to support the heaviest applications, up to 1,000 lbs of loading capacity.
- 14 gauge steel parts, 5/8" thick M-2 industrial grade particle board.
- Customize your unit adding additional easy sliding drawers, steel rails to support bins or tool kits.
- 1 drawer included with every tool bench. Drawers hold up to 40 lbs of weight.
- Prepunched metal back panel for added durability.

METAL POINT®PLUS tool bench with particle board. 1 drawer.

H ₁ "	H ₂ "	W"	D"	Lbs.*	Stock No.	Extra drawer		
						Stock No.	Stock No.	
Large drawer without back panel	-	36	60	24	1000	NWBF-6024-S	Large drawer	NTBFX-1
Large drawer with back panel	60	36	60	24	1000	NTBF-6024-S	Large drawer	NTBFX-1
Half drawer with back panel	60	36	60	24	1000	NTBH-6024-S	Half drawer	NTBHX-1

Half Drawer Dimensions: 26" x 17". Large Drawer Dimensions: 55" x 17". Tool kit and tools not included.
*Load capacity per level, based on Uniformly Distributed Loads (UDL).



Unit with casters, maximum loading capacity of 650 lbs. in total.

Work & Tool Benches

METAL POINT®PLUS workbenches with particle board

- 14 gauge steel parts. 5/8" thick M-2 industrial grade particle board.
- Thanks to the fast and easy installation, you can now create working areas where needed. Add casters to get your workbenches anywhere. Available in a wide range of widths and depths.
- Easy boltless assembly.
- In stock, ready to ship.

METAL POINT®PLUS workbenches with particle board.

Units without casters Units with casters

H"	W"	D"	Lbs.*	Stock No.	Stock No.
36	48	18	650	NWB-4818-D	NWBT-4818-D
		24		NWB-4824-D	NWBT-4824-D
		30		NWB-4830-D	NWBT-4830-D
		36		NWB-4836-D	NWBT-4836-D
	60	18		NWB-6018-D	NWBT-6018-D
		24		NWB-6024-D	NWBT-6024-D
		30		NWB-6030-D	NWBT-6030-D
		36		NWB-6036-D	NWBT-6036-D
	72	18		NWB-7218-D	NWBT-7218-D
		24		NWB-7224-D	NWBT-7224-D
		30		NWB-7230-D	NWBT-7230-D
		36		NWB-7236-D	NWBT-7236-D
84	18	NWB-8418-D	NWBT-8418-D		
	24	NWB-8424-D	NWBT-8424-D		
	30	NWB-8430-D	NWBT-8430-D		
	36	NWB-8436-D	NWBT-8436-D		
96	18	NWB-9618-D	NWBT-9618-D		
	24	NWB-9624-D	NWBT-9624-D		
	30	NWB-9630-D	NWBT-9630-D		
	36	NWB-9636-D	NWBT-9636-D		

*Load capacity per level, based on Uniformly Distributed Loads (UDL). Overall sizes 1/2" longer.

METAL POINT®PLUS t-bar workbenches with particle board.

H"	W"	D"	Lbs.*	Stock No.
36	48	24	650	NTWB-4824-D
		30		NTWB-4830-D
		36		NTWB-4836-D
	60	24		NTWB-6024-D
		30		NTWB-6030-D
		36		NTWB-6036-D

*Load capacity per level, based on Uniformly Distributed Loads (UDL). Overall sizes 1/2" longer.



METAL POINT®PLUS Workstation

- Convenient heavy duty boltless-easy-to-assemble workstations. Customize your unit adding more full or half shelves to the unit.
- 14 gauge steel parts. 5/8" thick M-2 industrial grade particle board. Laminate boards also available. Double rivet beams on every level for added rigidity. Up to 1,000 lbs per full shelf.
- Workstations include 2 full shelves and 2 half shelves.

METAL POINT®PLUS Workstation.

W"	D1"	D2"	Lbs.*	H1"	Height: 5 ft.		Height: 6 ¹ / ₂ ft.		Extra Full Shelf
					Stock No.	H1"	Stock No.	Stock No.	
48	24	12	1000/full 200/half	36	NWS-604824/12D	39	NWS-784824/12D	NMP-4824-D	
	30	12			NWS-604830/12D		NWS-784830/12D	NMP-4830-D	
	30	18			NWS-604830/18D		NWS-784830/18D	NMP-4830-D	
	36	12			NWS-604836/12D		NWS-784836/12D	NMP-4836-D	
	36	18			NWS-604836/18D		NWS-784836/18D	NMP-4836-D	
60	24	12	1000/full 200/half	39	NWS-606024/12D	39	NWS-786024/12D	NMP-6024-D	
	30	12			NWS-606030/12D		NWS-786030/12D	NMP-6030-D	
	30	18			NWS-606030/18D		NWS-786030/18D	NMP-6030-D	
	36	12			NWS-606036/12D		NWS-786036/12D	NMP-6036-D	
	36	18			NWS-606036/18D		NWS-786036/18D	NMP-6036-D	

*Load capacity per level, based on Uniformly Distributed Loads (UDL). Overall sizes 1/2" longer.
D1: Full shelf depth. D2: Half shelf depth. H1: Work shelf height.



METAL POINT®PLUS T-Bar Workstation

- Convenient heavy duty boltless-easy-to-assemble workstations. Customize your unit adding more full or half shelves to the unit.
- 14 gauge steel parts. 5/8" thick M-2 industrial grade particle board. Laminate boards also available. Double rivet beams on every level for added rigidity. Up to 1,000 lbs per full shelf.

METAL POINT®PLUS T-Bar Workstation.

W"	D1"	D2"	Lbs.*	H1"	Height: 5 ft.		Height: 6 ^{1/2} ft.		Extra Full Shelf
					Stock No.	H1"	Stock No.	Stock No.	
48	24	12	1000/full 200/half	36	NTWS-604824/12D	39	NWS-784824/12D	NMP-4812-D	
	30	12			NTWS-604830/12D		NWS-784830/12D	NMP-4812-D	
	30	18			NTWS-604830/18D		NWS-784830/18D	NMP-4818-D	
	36	12			NTWS-604836/12D		NWS-784836/12D	NMP-4812-D	
	36	18			NTWS-604836/18D		NWS-784836/18D	NMP-4818-D	
60	24	12	1000/full 200/half	36	NTWS-606024/12D	39	NWS-786024/12D	NMP-6012-D	
	30	12			NTWS-606030/12D		NWS-786030/12D	NMP-6012-D	
	30	18			NTWS-606030/18D		NWS-786030/18D	NMP-6018-D	
	36	12			NTWS-606036/12D		NWS-786036/12D	NMP-6012-D	
	36	18			NTWS-606036/18D		NWS-786036/18D	NMP-6018-D	

*Load capacity per level, based on Uniformly Distributed Loads (UDL). Overall sizes 1/2" longer.
D1: Full shelf depth. D2: Half shelf depth. H1: Work shelf height.

METAL POINT®PLUS Tire Racks

- Store up to 48 tires on a very small space. It can be used as a retail display in your retail shop. One of the automotive dealers favorites.
- 14 gauge steel parts. Double rivet beams on every level for added rigidity.
- Easy, boltless assembly.
- In stock, ready to ship.



METAL POINT®PLUS tire racks.

H	W"	D"	Levels	Lbs.**	Tire capacity*	Stock No.
7 ft.	60	12	3	600	24	NTR-846012
	72				30	NTR-847212
	84				36	NTR-848412
8 ft.	60	12	4	600	32	NTR-966012
	72				40	NTR-967212
	84				48	NTR-968412

*Tire capacity based on regular tires 20" High x 7" Wide. Overall sizes 1/2" longer.

**Load capacity per level, based on Uniformly Distributed Loads (UDL).

METAL POINT® 2 Tire Racks

- The most economic way to store your tires!
- Up to 18 tires on 1 single rack.
- 14 gauge double rivet beams and 15 gauge posts.
- Easy, boltless assembly.
- In stock, ready to ship.

METAL POINT® 2 tire racks.

H	W"	D"	Levels	Lbs.**	Tire capacity	Stock No.
7 ft.	36	12	3	325	12	NTR2G-843612
	48			225	18	NTR2G-844812

*Tire capacity based on regular tires 20" High x 7" Wide. Overall sizes 1/2" longer.

**Load capacity per level, based on Uniformly Distributed Loads (UDL).





Free plates

Please specify number series.

1 free number plate per door

Premium Lockers

- Premium lockers available in five popular colors: grey, parchment, maroon, marine blue or green mist.
- Standard 16 gauge locker doors with louvered vents. 24 gauge solid body components painted parchment inside and out (except grey lockers, which are grey throughout).
- Locking mechanism accommodates padlocks or built-in locks. Single, double and triple tiers are standard with stainless steel recessed, handless and gravity lift-type latching. Box doors are standard with single-point finger pull handles.
- Single tier lockers include an inside hat shelf. Legs are 6" high. Front & side base plates available.
- One free number plate per door is included.
- Units ship directly from manufacturer, usually in 5-7 business days.

Opening			Overall			Unassembled		Assembled
H"	W"	D"	H"	W"	D"	Doors	Stock No.	Stock No.
12	12	12	78	78	12	16	755076	755076-A
			12	48		4	755004	755004-A

Accessories

Top hat

D"	Stock No.
12	7505901
15	7505902
18	7505903

Side Base

H"	D"	Stock No.
6	12	7502613
	15	7502614
	18	7502615

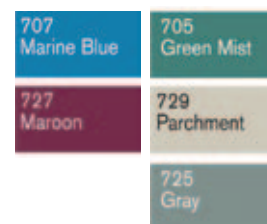
Side panel

D"	Stock No.
12	7505912
15	7505915
18	7505918

Front Base

H"	D"	Stock No.
6	12	7505002

Front Colors



Body Colors



Special colors require additional lead time.

Premium Lockers

Single column units.

	Opening			Overall			Doors	Unassembled Stock No.	Assembled Stock No.
	H"	W"	D"	H"	W"	D"			
Single tier	72	12	12	78	12	1	755006	755006-A	
			15				755008	755008-A	
			18				755010	755010-A	
Double tier	36	12	12	78	12	2	755018	755018-A	
			15				755020	755020-A	
			18				755022	755022-A	
Triple tier	24	12	12	78	12	3	755028	755028-A	
			15				755030	755030-A	
			18				755032	755032-A	
Six tier	12	12	12	78	12	6	755038	755038-A	
			15				755040	755040-A	
			18				755042	755042-A	



As low as
\$362
Price for 3+ units

Triple column units.

	Opening			Overall			Doors	Unassembled Stock No.	Assembled Stock No.
	H"	W"	D"	H"	W"	D"			
Single tier	72	12	12	78	36	3	755007	755007-A	
			15				755009	755009-A	
			18				755011	755011-A	
Double tier	36	12	12	78	36	6	755019	755019-A	
			15				755021	755021-A	
			18				755023	755023-A	
Triple tier	24	12	12	78	36	9	755029	755029-A	
			15				755031	755031-A	
			18				755033	755033-A	
Six tier	12	12	12	78	36	18	755039	755039-A	
			15				755041	755041-A	
			18				755043	755043-A	



As low as
\$998
Price for 3+ units

Free plates



Please specify number series.

1 free number plate per door



As low as
\$918
 Unassembled.
 Price for 3+ units



Includes door stiffener.

Storage Cabinets

- Storage cabinets give maximum protection to tools, dies, delicate instruments, personal belongings or important documents.
- 20 gauge steel components. All metal parts are precision engineered. Positive 3-point locking (top, center and bottom) and theft resistant hinges for added security.
- Shelves adjustable every 2", hold up to 300 lbs. per shelf.
- Designed to meet government requirements.
- Parchment color available.
- Units ship directly from manufacturer, usually in 3-5 business days.

Storage cabinets.

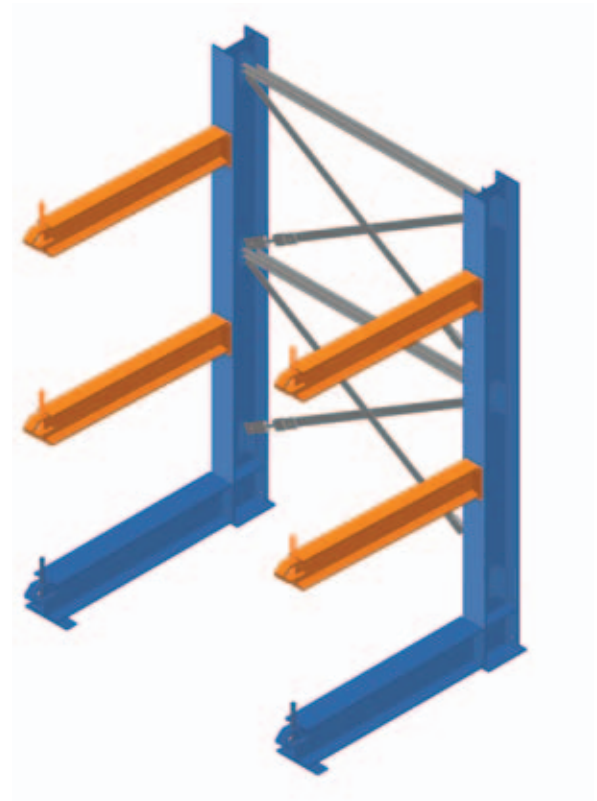
H	W"	D"	Stock No.	Stock No.
Storage cabinets				
6 1/2 ft.	36	18	76218	76218-A
		24	76224	76224-A
Wardrobe cabinets				
6 1/2 ft.	36	18	76318	76318-A
		24	76324	76324-A
Combination cabinets				
6 1/2 ft.	36	18	76418	76418-A
		24	76424	76424-A

*Load capacity per level, based on Uniformly Distributed Loads (UDL).

Conversion kits.

W"	D"	Stock No.
Storage cabinet conversion kit		
36	18	76218CK
	24	76224CK
Wardrobe cabinet conversion kit		
36	18	76318CK
	24	
Combination cabinet conversion kit		
36	18	76418CK
	24	76424CK

*Load capacity per level, based on Uniformly Distributed Loads (UDL).



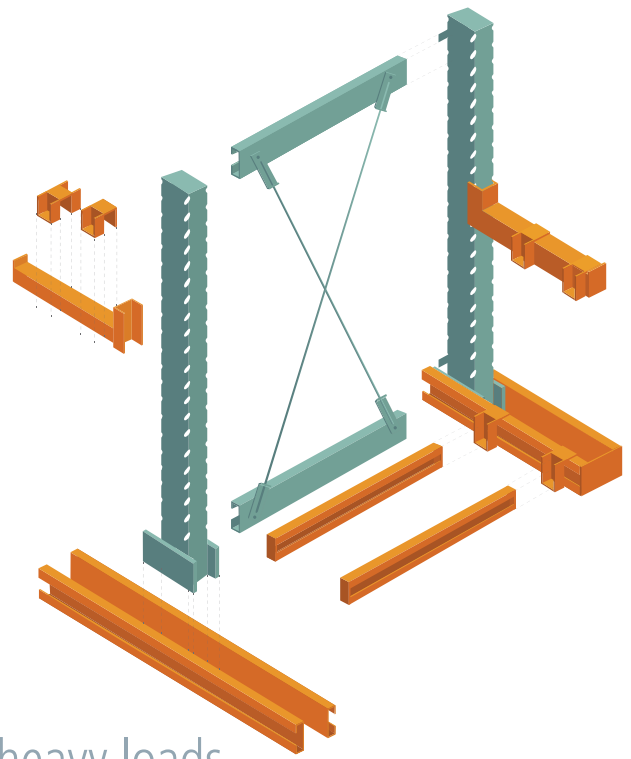
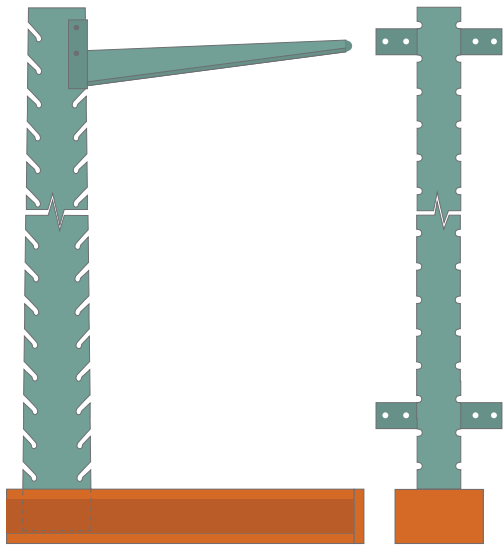
Structural Cantilever for light loads

- Unobstructed wide span cantilever racks are the perfect solution for storing long loads like bars, pipes, lumber, etc.
- 2" adjustable arms. High quality baked enamel finish, for either indoor or covered outdoor use.
- The units include all necessary hardware to build the rack.
- Start units include 2 bases, 2 columns, 1 brace set and 6 arms for the wall units and 6 for the aisle units.
- In stock, ready to ship in 5-6 weeks.

Light Duty Structural Cantilever.

H"	Arm L"	Levels	Lbs.*	Spacing W"	Wall Starter Unit	Wall Add On Unit	Aisle Starter Unit	Aisle Add On Unit
120	24	3	500	48	CS-1202448-L	CSA-1202448-L	CSI-1202448-L	CSIA-1202448-L
	36				CS-1203648-L	CSA-1203648-L	CSI-1203648-L	CSIA-1203648-L
	42				CS-1204248-L	CSA-1204248-L	CSI-1204248-L	CSIA-1204248-L
144	24	3	500	48	CS-1442448-L	CSA-1442448-L	CSI-1442448-L	CSIA-1442448-L
	36				CS-1443648-L	CSA-1443648-L	CSI-1443648-L	CSIA-1443648-L
	42				CS-1444248-L	CSA-1444248-L	CSI-1444248-L	CSIA-1444248-L
168	24	3	500	48	CS-1682448-L	CSA-1682448-L	CSI-1682448-L	CSIA-1682448-L
	36				CS-1683648-L	CSA-1683648-L	CSI-1683648-L	CSIA-1683648-L
	42				CS-1684248-L	CSA-1684248-L	CSI-1684248-L	CSIA-1684248-L

*Load capacity per pair of arm, based on Uniformly Distributed Loads (UDL).



Roll-Formed Cantilever for medium & heavy loads

Medium Duty Roll Formed Cantilever.

H"	Arm L"	Levels	Lbs.*	Spacing W"	Wall Starter Unit	Wall Add On Unit	Aisle Starter Unit	Aisle Add On Unit
144	36	3	1000	48	CS-1443648-M	CSA-1443648-M	CSI-1443648-M	CSIA-1443648-M
	42				CS-1444248-M	CSA-1444248-M	CSI-1444248-M	CSIA-1444248-M
	48				CS-1444848-M	CSA-1444848-M	CSI-1444848-M	CSIA-1444848-M
168	36	3			CS-1683648-M	CSA-1683648-M	CSI-1683648-M	CSIA-1683648-M
	42				CS-1684248-M	CSA-1684248-M	CSI-1684248-M	CSIA-1684248-M
	48				CS-1684848-M	CSA-1684848-M	CSI-1684848-M	CSIA-1684848-M
240	36	4			CS-2403648-M	CSA-2403648-M	CSI-2403648-M	CSIA-2403648-M
	42				CS-2404248-M	CSA-2404248-M	CSI-2404248-M	CSIA-2404248-M
	48				CS-2404848-M	CSA-2404848-M	CSI-2404848-M	CSIA-2404848-M
240	36	5	CS-2403648-5M	CSA-2403648-5M	CSI-2403648-5M	CSIA-2403648-5M		
	42		CS-2404248-5M	CSA-2404248-5M	CSI-2404248-5M	CSIA-2404248-5M		
	48		CS-2404848-5M	CSA-2404848-5M	CSI-2404848-5M	CSIA-2404848-5M		

*Load capacity per pair of arm, based on Uniformly Distributed Loads (UDL).

Heavy Duty Roll Formed Cantilever.

H"	Arm L"	Levels	Lbs.*	Spacing W"	Wall Starter Unit	Wall Add On Unit	Aisle Starter Unit	Aisle Add On Unit
144	36	3	2000	48	CS-1443648-H	CSA-1443648-H	CSI-1443648-H	CSIA-1443648-H
	42				CS-1444248-H	CSA-1444248-H	CSI-1444248-H	CSIA-1444248-H
	48				CS-1444848-H	CSA-1444848-H	CSI-1444848-H	CSIA-1444848-H
168	36	3			CS-1683648-H	CSA-1683648-H	CSI-1683648-H	CSIA-1683648-H
	42				CS-1684248-H	CSA-1684248-H	CSI-1684248-H	CSIA-1684248-H
	48				CS-1684848-H	CSA-1684848-H	CSI-1684848-H	CSIA-1684848-H
240	36	4			CS-2403648-H	CSA-2403648-H	CSI-2403648-H	CSIA-2403648-H
	42				CS-2404248-H	CSA-2404248-H	CSI-2404248-H	CSIA-2404248-H
	48				CS-2404848-H	CSA-2404848-H	CSI-2404848-H	CSIA-2404848-H
240	36	5	CS-2403648-5H	CSA-2403648-5H	CSI-2403648-5H	CSIA-2403648-5H		
	42		CS-2404248-5H	CSA-2404248-5H	CSI-2404248-5H	CSIA-2404248-5H		
	48		CS-2404848-5H	CSA-2404848-5H	CSI-2404848-5H	CSIA-2404848-5H		

*Load capacity per pair of arm, based on Uniformly Distributed Loads (UDL).



Also available in green

Design your own pallet rack unit

- This U.S. manufactured pallet rack is the best storage solution for warehouses where it is necessary to keep a wide variety of products, thanks to the direct access to every pallet location. Universal tear drop frames, cold roll-formed using 55.00 psi minimum yield strength. Adjustable beams every 2".
- Designed to meet all Racking Manufacturers Institute Standards (RMI). Also available for seismic areas.
- To design a Starter bay, pick 2 frames and at least 2 beam levels. To design an Add-on bay, pick 1 frame and at least 2 beam pairs. You can add wire decking shelves if required.
- Pallet rack components ship directly from the manufacturer, usually in 7-10 business days. 6 shipping locations nationwide.



Assembled frames

H	D"	Stock No.
8 ft.	42	MRF-842
10 ft.		MRF-1042
12 ft.		MRF-1242
14 ft.		MRF-1442
16 ft.		MRF-1642
20 ft.		MRF-2042

*Load capacity per frame, based on Uniformly Distributed Loads (UDL). Beam spacing is from floor to top of beam or from top of beam to top of beam. Use largest dimension. Applicable for non-seismic use only.



Beam pairs

W"	Lbs.*	Stock No.
96	5050	MRBL-4096
108	5300	MRBL-42108
120	4300	MRBL-42120
144	4550	MRBL-50144


*Load capacity per pair of beams, based on Uniformly Distributed Loads (UDL). Applicable for non-seismic use only.

Accessories

Column protector



H"	Stock No.
16	MRC-80



Wire shelf

W"	D"	Lbs.*	Stock No.
96	42	2500	MRW-4296
108	42	2500	MRW-42108
120	42	2500	MRW-42120
144	42	2500	MRW-42144

*Load capacity per piece, based on Uniformly Distributed Loads (UDL). Applicable for non-seismic use only.

Assembled frames loading capacity*

Beam spacing	Lbs.*
42"	20930
48"	19980
54"	18710
60"	17290
66"	15730
72"	14010
78"	12150
84"	10480



Shown with steel shelving.
Units also available without decking.

Wide Span

As low as
\$205
Price for 5+ units

As low as
\$246
Price for 5+ units

- Designed for storage areas in which goods are handled manually instead of being transported on a pallet. Manufactured in North America.
- Thanks to the "Z" beam design, it can accommodate galvanized steel panels, wire decking or the traditional particle board with almost twice the load capacity per level compared to standard shelving units.
- 14 gauge 2" adjustable beams and 16 gauge frames. 22 gauge steel decking. 4 gauge 3" squared welding wire decking.
- Available also in 8", 10" & 12" high.
- Wide Span units ship directly from manufacturer, usually in 7-10 business days.

Wide Span unit with steel decking.


W"	D"	Levels	Lbs.*	Height: 6 ft. Starter bay	Height: 6 ft. Add-on bay	Height: 7 ft. Start bay	Height: 7ft. Add-on bay	Extra shelf
				Stock No.	Stock No.	Stock No.	Stock No.	Stock No.
48	24	3	2500	MPS-62448-S	MPA-62448-S	MPS-72448-S	MPA-72448-S	MPB-2448-S
	30			MPS-63048-S	MPA-63048-S	MPS-73048-S	MPA-73048-S	MPB-3048-S
	36			MPS-63648-S	MPA-63648-S	MPS-73648-S	MPA-73648-S	MPB-3648-S
60	24	3	2200	MPS-62460-S	MPA-62460-S	MPS-72460-S	MPA-72460-S	MPB-2460-S
	30			MPS-63060-S	MPA-63060-S	MPS-73060-S	MPA-73060-S	MPB-3060-S
	36			MPS-63660-S	MPA-63660-S	MPS-73660-S	MPA-73660-S	MPB-3660-S
72	24	3	1975	MPS-62472-S	MPA-62472-S	MPS-72472-S	MPA-72472-S	MPB-2472-S
	30			MPS-63072-S	MPA-63072-S	MPS-73072-S	MPA-73072-S	MPB-3072-S
	36			MPS-63672-S	MPA-63672-S	MPS-73672-S	MPA-73672-S	MPB-3672-S
84	24	3	1725	MPS-62484-S	MPA-62484-S	MPS-72484-S	MPA-72484-S	MPB-2484-S
	30			MPS-63084-S	MPA-63084-S	MPS-73084-S	MPA-73084-S	MPB-3084-S
	36			MPS-63684-S	MPA-63684-S	MPS-73684-S	MPA-73684-S	MPB-3684-S

*Load capacity per pair of beams, based on Uniformly Distributed Loads (UDL). Applicable for non-seismic use only.




Design your own Wide Span unit

- You can select from a wide range of heights, widths, depths, shelves and accessories listed below to design your own Wide Span unit.
- To build the Starter bay, pick 2 assembled frames and 3 beam pairs. Then, select the type of shelf, if required.
- To build an Add-on bay, pick 1 assembled frame (same depth as starter bay), and 3 beam pairs. Then, select the type of shelf, if required.



Assembled frames

H	D"	Stock No.
6 ft.	24	MPF-624
	30	MPF-630
	36	MPF-636
7 ft.	24	MPF-724
	30	MPF-730
	36	MPF-736
8 ft.	24	MPF-824
	30	MPF-830
	36	MPF-836
10 ft.	24	MPF-1024
	30	MPF-1030
	36	MPF-1036
12 ft.	24	MPF-1224
	30	MPF-1230
	36	MPF-1236



Steel shelves

W"	D"	Lbs.*	Stock No.
48	24	2500	MPS-4824
	30		MPS-4830
	36		MPS-4836
60	24	2200	MPS-6024
	30		MPS-6030
	36		MPS-6036
72	24	1975	MPS-7224
	30		MPS-7230
	36		MPS-7236
84	24	1725	MPS-8424
	30		MPS-8430
	36		MPS-8436
96	24	1425	MPS-9624
	30		MPS-9630
	36		MPS-9636

*Load capacity per pair of beams, based on Uniformly Distributed Loads (UDL). Applicable for non-seismic use only.

*Shelves comprised of 12" steel panels.

Please contact your sales representative for particle board pricing.



More sizes available at www.interlakemecalux.com

Lbs. Assembled frames loading capacity*

Beam spacing	Capacity*
10"	9570
20"	8952
30"	8489
40"	7938
50"	7144
60"	6174
70"	5072
80"	4234
90"	3440
100"	2911

Particle board sizes required

W/D"	24	30	36
48	47 x 23 ^{1/2}	47 x 29 ^{1/2}	47 x 35 ^{1/2}
60	59 x 23 ^{1/2}	59 x 29 ^{1/2}	59 x 35 ^{1/2}
72	71 x 23 ^{1/2}	71 x 29 ^{1/2}	71 x 35 ^{1/2}
84	83 x 23 ^{1/2}	83 x 29 ^{1/2}	83 x 35 ^{1/2}
96	95 x 23 ^{1/2}	95 x 29 ^{1/2}	95 x 35 ^{1/2}



Beam pairs

W"	Lbs.*	Stock No.
48	2500	MPBL-48
60	2200	MPBL-60
72	1975	MPBL-72
84	1725	MPBL-84
96	1425	MPBL-96

*Load capacity per pair of beams, based on Uniformly Distributed Loads (UDL). Applicable for non-seismic use only.

Particle shelves max. loading capacity

Shelf D"	Qty of supports	7/8 boards	5/8 boards
24	2	2500*	1200*
	3	2500*	1400*
30	2	2100*	800*
	3	2500*	1200*
36	2	1500*	650*
	3	2300*	1000*

*Load capacity per pair of beams, based on Uniformly Distributed Loads (UDL). Applicable for non-seismic use only.



easywms

- Warehouse management software that controls, coordinates and manages all processes carried out in a warehouse.
- Possible to manage receiving orders for multi-SKU or single SKU containers
- Applies logistical data collection management to ensure product traceability.



Push-Back

- Push-Back is an accumulation storage system that allows up to four pallets deep per level to be stored.
- Goods are placed on a free-rolling carriage that is pushed back into the system by loading additional pallets.
- Optimal use of space by being a compact storage system, allowing warehouse storage capacity to be increased considerably.



Carton Flow

- Cases or cartons are manually picked from deep lanes that provide a steady rush of product.
- Ideal for palletized or boxed goods with sensitive expiration dates.
- It is made up of slightly inclined platforms of wheels and rollers, on which the goods are deposited at one end.
- They then slide down on their own until the far end, positioned at the exit aisle.



Unit Load AS/RS

- Fully compatible with any size pallet.
- The unit load racks can be single-depth or double-depth to maximize capacity.
- Stacker cranes are designed to work in very narrow aisles and at heights of nearly 100 feet.
- Heightened capabilities, schedules, upkeep, etc.
- Continuous flow of goods.



Mini Load AS/RS

- Easily expandable system which can be quickly dismantled and reassembled.
- Increases safety by reducing operator fatigue.
- Stacker cranes maximize capacity and increase throughput while operating smoothly and quietly.



Cantilever

- Cantilever racking is specifically designed to store long or varying length items.
- Expansive range of load capacities assures economical designs
- Center column design creates unlimited horizontal space
- Vertically adjustable arms allow maximum versatility



Radio-Shuttle

- A semiautomatic palletizing storage system that uses a cart to make internal movements within the shelving units autonomously.
- Eliminates the need for the forklifts to go into the storage aisles.
- Reduced pallet loading and unloading time.
- Greater number of stored SKUs.



Movirack®

- Shelving units become more compact and their storage capacity considerably increases.
- The mobile bases have motors, sliders, electronics and several systems to guarantee a safe, efficient operation.
- Direct access to any pallet in storage.
- Makes the most of available space.




Vertical Carousel

- Excellent for storing long cylinders of most kinds
- The support shaft has belts, slings or suspension devices that fit to rotating axles.
- Largely used in the printing industry to safely secure expensive cylinders.



Mezzanines

- Enables the warehouse space to be utilized to its full potential by doubling or tripling the surface area.
- The best way of optimizing available space, since the area below can remain open allowing for other storage.
- Can be the most economical way to increase your warehouse needs saving you the cost of a conventional building expansion.



High Height Rack

- Proper use of the volume.
- Direct access to any stored pallet.
- Extraction of merchandise can be done with two types of forklifts—trilateral and bilateral.



Advanced Cold Storage

- Maximize room capacity, optimizing the freezer space to achieve efficient energy use and profit growth.
- Easy accessibility to goods depending on product rotation.
- Proper control of the stored product, which ensures an accurate inventory.
- Automation may be used to maximize efficiency and minimize worker exposure to adverse working conditions.



Spinblock

- Saves time since operators do not have to move from their position to prepare the order.
- Stock management through constant inventory control.
- Short-term return on investment.
- Reduction in errors of more than 90 percent.



Pallet Flow

- Ideal for material with expiration dates.
- Produces an almost solid volume of usable storage space.
- Provides savings in space, manpower and utilities.
- When the first pallet is removed, the others advance one position, so the preceding pallet is always positioned at the front. This feature makes it ideal for storing perishable products.



Modular Safety Enclosures

- Separation and internal divisions of the various areas within a company (including waste classification areas).
- Manufacturing processes with moving machinery.
- Roller path surface protection.
- Enclosure of control and maintenance zones.



Drive-In/Drive-Thru

- Ideal for stocking large quantities of relatively few items.
- It can reduce overall square footage requirements by at least 35%.
- Reduces space cost and holds more loads.
- Eliminates the need for multiple aisles.
- Provides control over entry and exit.



Tel. 1-877-632-2589 - info@interlakemecalux.com - interlakemecalux.com

SALES OFFICES

CHICAGO
1600 North 25th Ave.
Melrose Park, IL 60160

DALLAS
3333 West University Drive
BLDG 2 unit 2105,
Denton TX 76207

SAN DIEGO
8607 Ave. De La Fuente
San Diego, CA 92154

PRODUCTION PLANTS

CHICAGO
1600 North 25th Avenue
Melrose Park, IL 60160

MATAMOROS
Las Rusias 2700,
Industrial del Norte
Matamoros Tamaulipas,
C.P. 87316

PONTIAC
701 Interlake Drive
Pontiac, IL 61764

TIJUANA
Blvd. Bellas Artes, 9001
Ciudad Industrial Nueva Tijuana
Tijuana, B.C. - C.P. 22444

OFFICES WORLDWIDE

Argentina - Belgium - Brazil - Canada - Chile - Colombia - Czechia - Croatia - France - Germany - Italy - Mexico
Netherlands - Poland - Portugal - Romania - Slovakia - Slovenia - Spain - Turkey - United Kingdom - Uruguay - USA



The contents in this document refer exclusively to Mecalux products and are for informational and promotional purposes only. The information contained herein does not form the basis for warranty or guarantee. Mecalux reserves the right to modify without prior notice the data, figures, products and finishes in the catalog.