

**GRUPO SIRO**

*Cultivamos futuro*

## Case study: Grupo Siro

The innovative automated logistics center of Grupo Siro

Location: Spain



Mecalux has built a fully automated, super-sized clad-rack warehouse for Grupo Siro, one of the largest companies in the food sector in Spain. This innovative logistics center is part of the Group's commitment to effectual need solving solutions and to new technologies as a source of efficacy and sustainable growth.





### About Grupo Siro

Grupo Siro is one of the most prominent manufacturers of biscuits, pasta, bread, pastries and cereals in Spain.

It was established in 1991 with the acquisition of Galletas Siro by Danone. Since then it has always focused on innovation and the use of technology in all its business processes to offer the best quality products at the best price.

Currently, it manufactures over 300 different products and has 13 production centers, a logistics warehouse, a R&D&i center, a sub-product test center, two office complexes and the headquarters of the Grupo Siro Foundation.

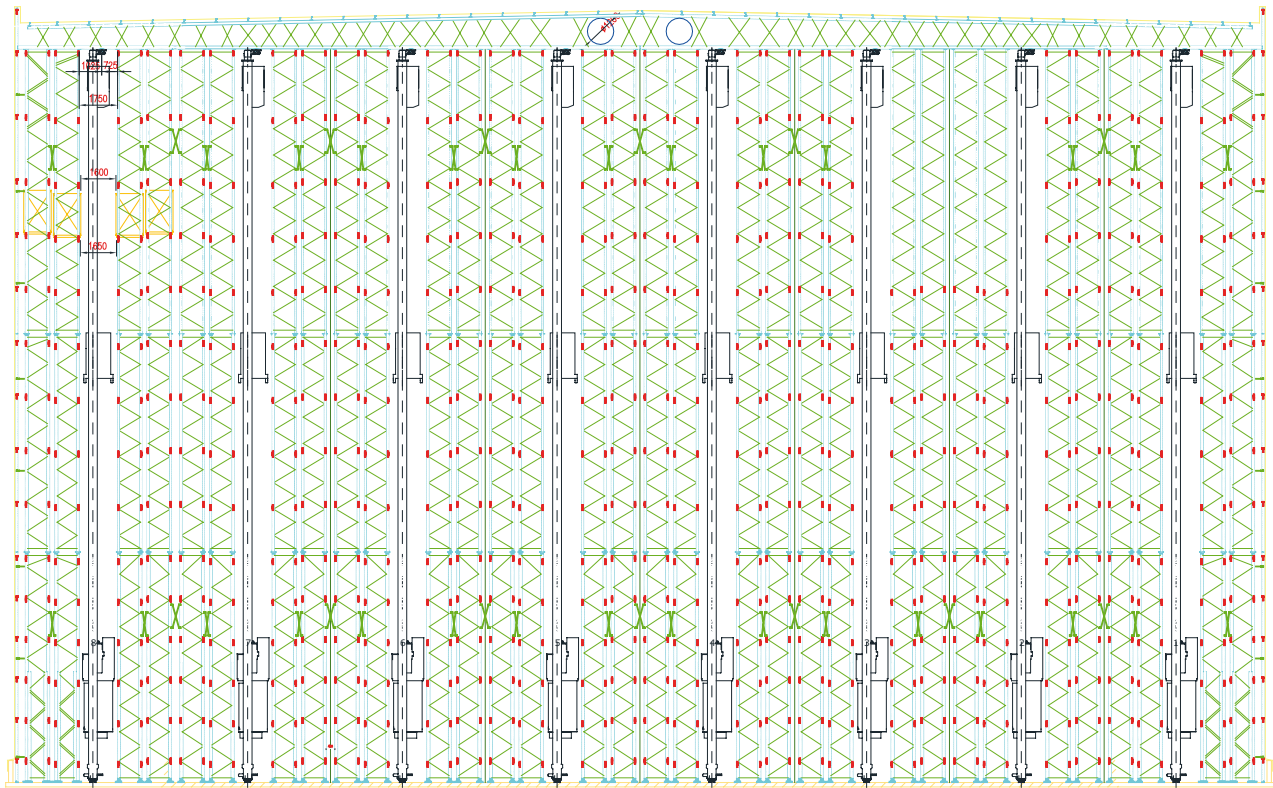
### Needs of the customer

The company has experienced tremendous growth in recent years, especially because of the enormous demand by its primary customer: the Mercadona supermarket chain.

At some point, this growth and the consequent increase in production raised warehouse space needs, usually located within the factories themselves. The company chose initially to rent out external warehouse space to keep pace with production, but that hindered the coordination of its supply chain and increased operating costs.

Resolved to base operations on efficient solutions for their needs and to drive growth, Grupo Siro commissioned Mecalux in the construction of a new logistics center at its headquarters in Venta de Baños





(Palencia) with two very clear premises: improve the storage capacity of its plants and promote high company productivity.

#### The proposed solution

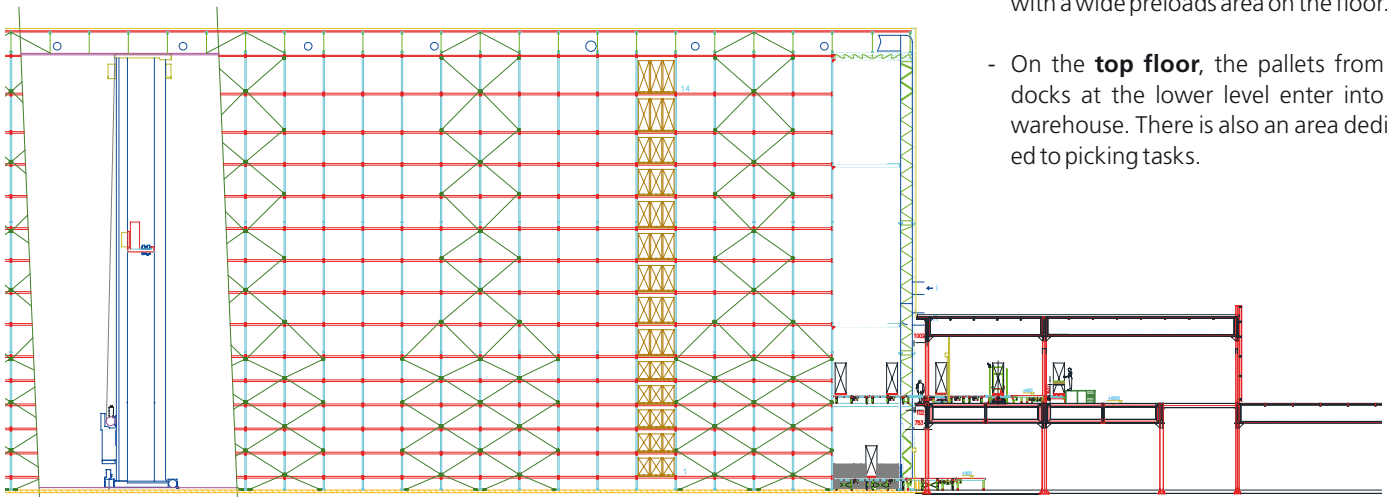
The technical department of Mecalux, in collaboration with the Siro Group logistics team, analyzed the needs, constraints and means in detail, and finally found the ideal solution: building a 118' high clad-rack warehouse served by stacker cranes and conveyors, all managed by the Mecalux Easy WMS warehouse management system.

The logistics center is strategically located within a 1.86 mile radius of four of its main factories and less than 62 miles away from the other three, which facilitates and speeds up the transport of loads between them all. The flow of movements is very intense and continuous, so two reception docks are fitted on one side of the warehouse, separated from the nine dispatch docks. This set up avoids interference between the two operations, with ample space allowing a more dynamic movement of the transport maneuvers and the trucks on standby.

### The Grupo Siro clad-rack warehouse allows for streamlined work processes, with minimal operating costs

The building annexed to the warehouse consists of two different floors to optimally organize the various operations carried out:

- The **lower level** is primarily set aside for the receipt and dispatch of the goods, with a wide preloads area on the floor.
- On the **top floor**, the pallets from the docks at the lower level enter into the warehouse. There is also an area dedicated to picking tasks.








### The warehouse

The installation is of a considerable size: 335' long, 187' wide and 116.5' high, the maximum allowed by local regulations. It is distributed into eight aisles with double-deep racking on both sides. Each aisle has 14 load levels of varying heights adapted to the pallet sizes of Grupo Siro: five levels to 55" high Euro-pallets, eight to 79" and one to 98.4". Unit loads have an average weight of 1,764 lb and a maximum of 1.1 t.

The warehouse optimizes the surface and achieves a capacity exceeding 40,300 pallets

Each aisle is equipped with a twin-mast stacker crane with telescopic forks and an onboard maintenance cabin in the cradle. This machine is responsible for storing each pallet in its proper location depending on its size and turnover.






Warehouse automation is completed with two conveyor circuits: one on the ground floor where the pallets for dispatches are deposited, and another on the top floor, at 22' high, which connects all inputs in addition to the outputs to the picking area.

At the top of the warehouse, they have exploited gaps between the trusses to place the air conditioning ducts that regulate the temperature of the entire installation and properly distribute the air.

Outside the building, at the back, there are four fire safety system pumps and a water tank with sufficient capacity for the warehouse's dimensions. Inside there are sprinklers and fire detectors to prevent any out-break of fire.







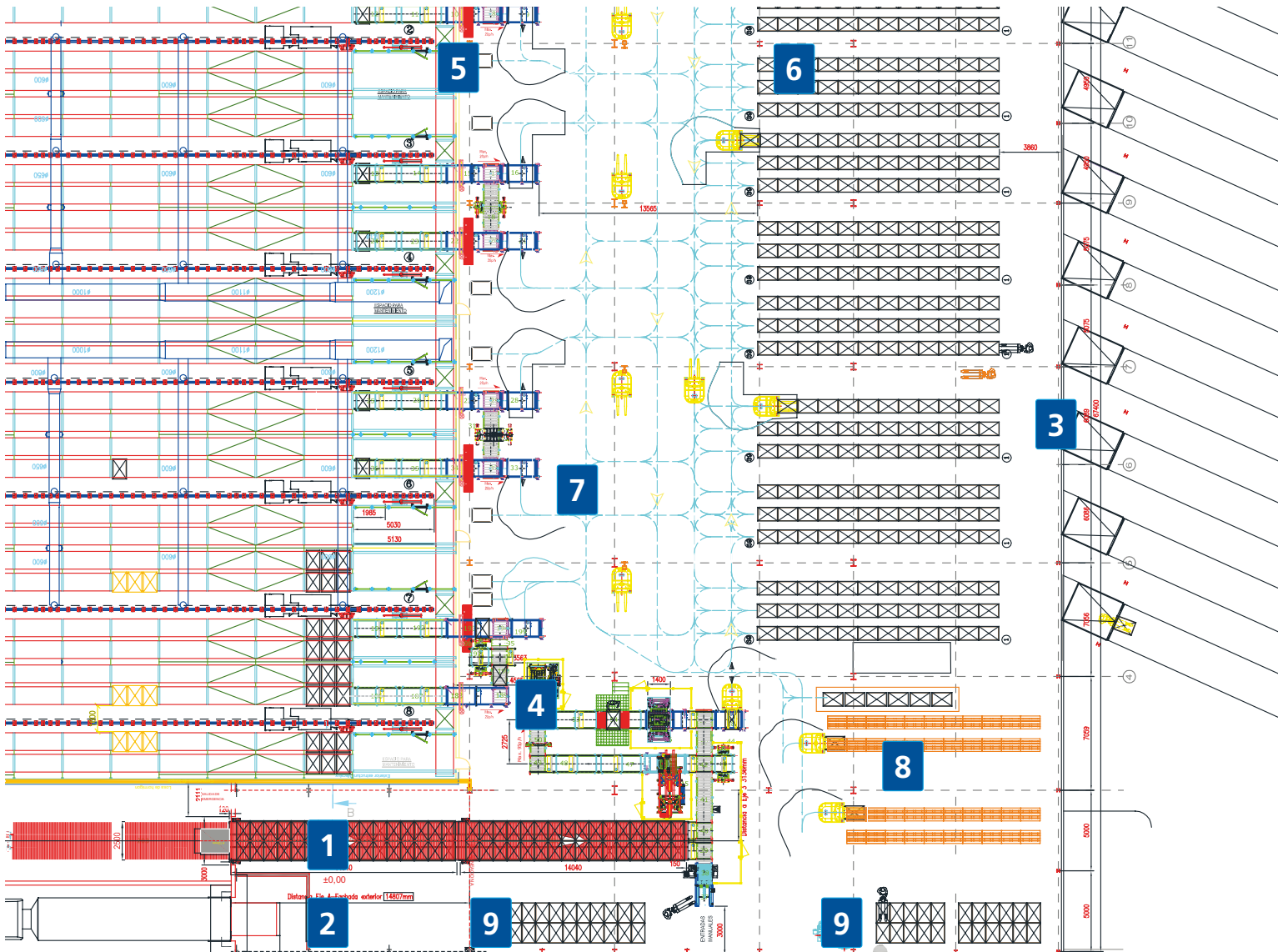
## The ground floor

Ground floor distribution:

1. Automatic unloading dock
2. Standard unloading dock
3. Loading docks (9 in total)
4. Pallet checkpoint zone and pallet lift
5. Pallet outputs from the warehouse
6. Preloads on the floor
7. Virtual circuit of LGV forklifts
8. Accumulation of empty pallets
9. Reception and conditioning of incoming pallets

## Incoming goods

The entry of goods from different production centers nearby is carried out from the two receiving docks, one of them with automatic truck unloading and the other manually using forklifts or pallet trucks.







The unloading area has an accumulation capacity of two fully loaded trucks, i.e., a total of 66 pallets that head to the inspection area where the status is validated.

All pallets pass obligatorily through the checkpoint area, where it is verified that they are in good condition and their weight and measurements correspond to the quality requirements in the warehouse. If the pallet is in good shape, the management

With only two loading docks, this system allows the very efficient management of incoming goods to the Grupo Siro logistics center

system gives the order to continue to the pallet lift, which will forward it to the top floor, and then it will enter the automated warehouse.



## Compaction process



When the pallet fails inspection, it can be sent to three different areas, depending on the detected anomaly:

- The reconditioning area.
- The compaction area, where shifts or overhangs are corrected that exceed the specified limits.
- The pallet doubler: when the unit loads have an inadequately sized base, they are

placed on top of another in good condition by the pallet doubler. These pallets go back to the inspection area and are checked again before entering the upper floor.

The defective pallet that cannot be easily fixed up will be transported to the inputs area and ejected from the circuit for reconditioning.



Rejects and pallet doubling area



The pallets that have been reconditioned go through the checkpoint again to verify that they now meet the warehouse requirements.

It is necessary to ensure that the goods inserted into the automated warehouse are suitable and check that the load does not overflow more than expected.



Upper floor

The pallets that have passed inspection move up to the top floor via the pallet lift and enter the warehouse



Bottom floor





### Warehouse outputs/Dispatches

Laser guided forklifts (LGV) handle pallets leaving the warehouse, picking them up at the exit points of each storage aisle and transporting them to the waiting area allocated in any of the nine loading docks, following a previously programmed virtual circuit.

The forklift defines its path by emitting a laser signal that bounces off deflectors placed at points close to the route.

The management system is able to know its exact position and gives the order to go to charging stations when the battery level reaches a set limit. Being a fully automatic connection, human intervention in this process is not necessary.







The LGV and all automatic machines of the installation are run by a software connected to the Easy WMS by Mecalux

Only truck loading is done by operators, who assisted by pallet trucks introduce the goods on the truck assigned by the warehouse management software according to the order number, the route to take, the customer, etc.

The operator confirms each operation and the fulfillment of orders using a RF terminal.







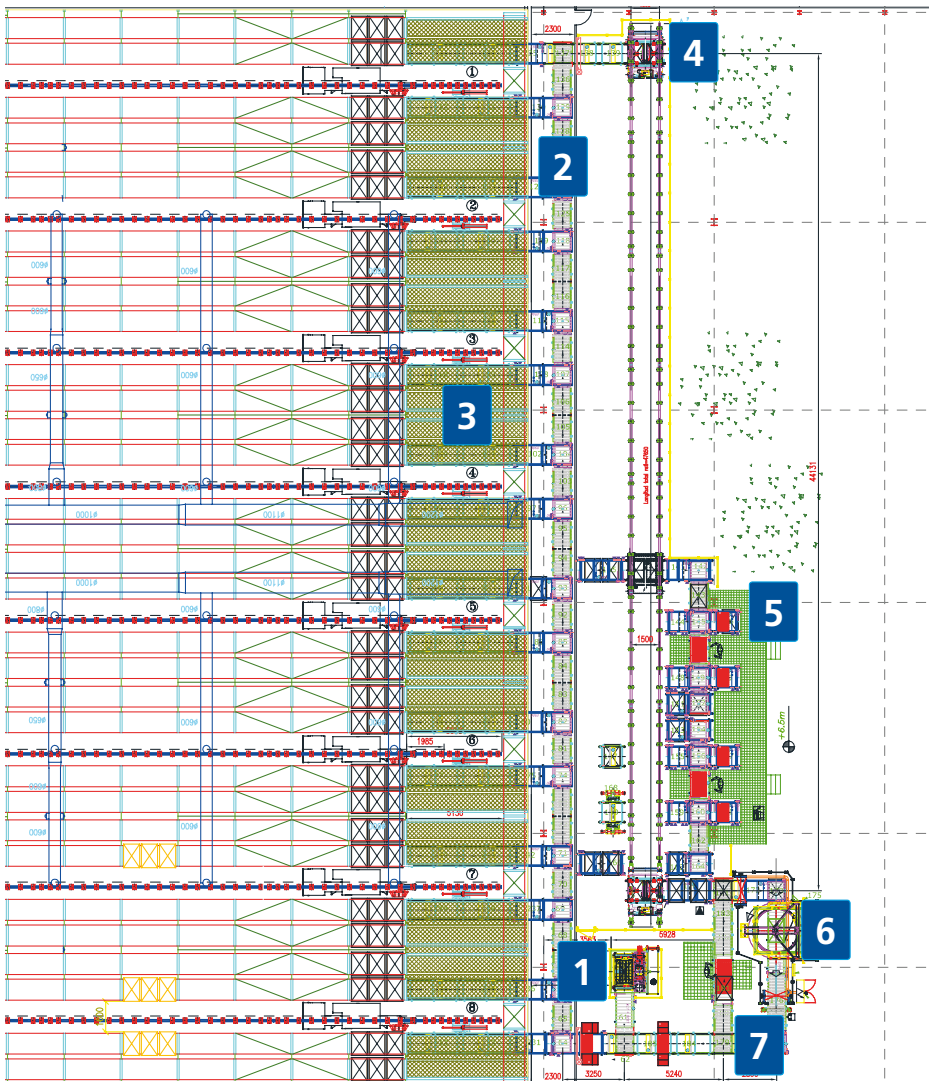
**The top floor**  
**Warehouse entrance**

The goods from the receiving docks, once they have passed the inspection area, enter the first floor by means of a lift.

Then the main conveyor circuit distributes SKUs by input conveyors to different storage aisles. It is a one-way circuit where the pallets leaving the aisles are also moved and head to the picking areas.







Organization of the top floor:

1. Pallet lift
2. Internal warehouse circuit
3. Input or output conveyors of each aisle
4. Transfer car of the picking zone
5. Picking stations
6. Stretch wrapping and reconditioning area
7. Main input conveyor to the warehouse

On the top floor is the warehouse entrance and also a large area set up where order picking is carried out



Picking area





### Picking area

There are also two picking stations installed side-by-side in which each operator can prepare two orders at once. The area is set up to be expanded in the future if Grupo Siro requires this.

The picking stations are placed above conveyors. On both sides of the operator, there are hydraulic lift tables that adjust to an ergonomic position for handling goods. Thus, the preparation of orders is streamlined.

Each picking station has an accumulation conveyor circuit. In addition, there are pallet stackers and dispensers enabled that supply the area, as well as wait stations for pallets that have left the warehouse and do not have a free space in the circuit of the assigned station.



Hydraulic lift table







Stretch wrapping machine

Once the order is completed, the pallet is incorporated into the conveyor circuit that, after passing through the stretch wrapper, will transfer it back to the warehouse until the management system calls for its dispatch.

#### The software

The warehouse is managed by the Mecalux Easy WMS software and is in constant communication with the ERP of Grupo Siro, to control, coordinate and report on all logistics processes and operations that are tak-

ing place in the warehouse. The software is designed to be practical and operational, in addition to performing these functions:

- **Absolute control** over warehouse management.
- **Management of incoming and outgoing** goods from the loading and unloading docks.
- **Strategic placement** of unit loads in the warehouse according to the management of aisles and its locations.
- **Real-time registration and stock adjustment.**
- **The design of the order of outgoing** goods and their subsequent loading onto the truck through a RF terminal.
- **Optimization of tasks** according to the picking route.
- **Direct communication with the logistics provider** of Grupo Siro.
- **Coordination of all master data** (items, owners, suppliers, customers, etc.).







### Advantages for Grupo Siro

- **Operational cost savings:** the elimination of external storage and the centralization of operations in the same logistics center results in an increase in productivity and a rapid return on investment.
- **Maximum capacity:** the high-rise warehouse and the use of stacker cranes have multiplied the storage capacity of Grupo Siro, adapting to the growth of production.
- **Fully automated management:** Grupo Siro has integrated and coordinated its operations of reception, storage, picking and dispatch of goods into one space. These tasks are under the management and control of the Easy WMS, optimizing the performance of its entire logistics chain.
- **Increased safety:** automated warehouses offer maximum protection for operators and goods, thereby contributing to the company's goal of promoting efficient processes to ensure the safety of personnel at all times.



### Technical data

Total capacity	40,320 pallets
Max. pallet weight	1.1 t
Pallet sizes	31.5" x 47" x 55"/79"/98"
No. of racks	16 double-depth
No. of aisles	8

No. of stacker cranes	8
No. of load levels	14
Warehouse length	331'
Warehouse width	187'
Warehouse height	110'